



BELGARD
PAVES THE WAY



BRANDS THAT BRING OUTDOOR LIVING TO LIFE

Together with our fellow Oldcastle® APG brands, we not only Navigator outdoor spaces, we Navigator the way families exist in those spaces. In the following pages, enjoy inspiration and resources for your own outdoor Navigatoration, including ideas for pairing Belgard with other products to bring your outdoor vision to life.

A FAMILY OF BRANDS



MoistureShield
COMPOSITE DECKING



ECHELON



Techniseal

Barrette
OUTDOOR LIVING

Pebble
Technology



Oldcastle APG
A CRH COMPANY



ECHELON
Echelon.com

BELGARD
Belgard.com

PEBBLETEC
PebbleTec.com

TECHNISEAL
Techniseal.com

SAKRETE
Sakrete.com

BARRETTE OUTDOOR LIVING
BarretteOutdoorLiving.com

MOISTURESHIELD
MoistureShield.com

SHOP BY APPLICATION



14 PAVERS

Artisan.....	p. 16
Metropolitan.....	p. 18
Natural.....	p. 32
Heritage.....	p. 40
Environmental.....	p. 48
Porcelain.....	p. 52



70 WALLS

Metropolitan.....	p. 72
Natural.....	p. 76
Heritage.....	p. 80



92 CUSTOMIZE YOUR SPACE

Artforms™.....	p. 94
Elements™.....	p. 96
Fire Features.....	p. 98
Steps.....	p. 100
Caps & Coping.....	p. 101
Curbs & Edgers.....	p. 106
Paver Protection & Restoration.....	p. 108
Lighting.....	p. 109



METROPOLITAN

Smooth finish. Straight lines.

Paversp. 18
 Wallsp. 72
 Features.....p. 94



NATURAL

Look of slate and worn stone. Sculpted.

Paversp. 32
 Wallsp. 76
 Features.....p. 100



HERITAGE

Tumbled. Soft edges. Split face.

Paversp. 40
 Wallsp. 80
 Features.....p. 98

SHOP BY *COLLECTIONS*

BY BELGARD®


Organized by texture and style, each collection offers coordinated looks that pair well together or can be mixed and matched for a unique design.



ENVIRONMENTAL

Permeable. Eco-friendly.

Paversp. 48



PORCELAIN

High-definition. Unbeatable durability.

Paversp. 52
Features.....p. 104



ARTISAN

Hand-tooled. Contemporary.

Get ready for an explosion of creativity with new and unique textures designed for elegant, contemporary outdoor living. **See page 16**

YOUR DREAMS NOW **A-REALITY.**

Picturing the perfect backyard has never been more simple.
Now with Augmented Reality functionality built right into
the Belgard Rooms platform, you can pick the top trending
designs and instantly bring it to life in your own backyard.


try it



BELGARD
ROOMS

BROUGHT TO YOU BY
BELGARD DESIGN STUDIO

SEE ROOMS COME TO LIFE
WITH ANIMATED TOURS



BELGARD®

ROOMS GALLERY

From cozy, rustic kitchens to modern, spacious living rooms, take a scroll through some of our favorite backyards. Download one of our existing plans to use as a complete guide or a starting foundation and take the first step toward that backyard you've been dreaming of.

Filter 0



Size



126 Rooms

Views: 30 100 All



Natural Firepit
Living Room 3C



Natural Firepit
Living Room 2A



Metropolitan Firepit
Living Room 2C



Metropolitan Kitchen
6A



Natural Dining Room
1A



Natural Kitchen
3B



Natural Kitchen
3B



Natural Kitchen
3B



Natural Kitchen
3B

SHOP BY ROOM

With over 100 designs to choose from, Belgard Rooms can help you plan the ideal backyard addition. Choose from a variety of room sizes, styles and design features. Each room is designed to work alone or seamlessly pair with other rooms within the portfolio. For total backyard Navigatorations, browse our library of beautifully coordinated Multi-Room Spaces.

NEW CREATIVE SPACES



design tip



Composite decking is an excellent choice for adding beautiful built-in seating to outdoor rooms. Visit MoistureShield.com



2019
Whitefish, MT



2021
Newport, RI



2020
Hilton Head Island, SC



2018
Gig Harbor, WA

ROOM *to* DREAM

8 YEARS OF INSPIRING OUTDOOR
LIVING DREAMS TOGETHER

Our long-term sponsorship of the HGTV® Dream Home means collaborating with top design professionals to create trend-forward outdoor spaces that inspire millions of homeowners. **Visit Belgard.com/HGTVDreamHome**

HGTV, HGTV Dream Home, HGTV Dream Home Giveaway and their associated logos are trademarks of Discovery or its subsidiaries and affiliates. All rights reserved. Photos © 2023 Discovery or its subsidiaries and affiliates. All rights reserved.


HGTV
DREAM HOME
PROUD SPONSOR 2023



STAY TUNED

Scan to see this year's home set in the heart of the Rocky Mountain high country, Morris, Colorado. #backyardbyBelgard






TIDEPPOOL

Belgard's Colors of the Year



COLORS *OF THE*
YEAR

Adorn your outdoor designs with Belgard's Colors of the Year. Harmonizing tones that intertwine elements of land and sea to enhance your space with a soothing sense of calmness.



SEAGRASS

Belgard's Colors of the Year



POST-INSTALL SEALANT

Adds 3-5 years of weather protection
Color enhancing options available

CORE MIX

High-quality mix of fine to medium
aggregates & integrated color

➔ VISIT Belgard.com/Quality
FOR MORE INFORMATION

QUALITY TO THE CORE

Belgard pavers are the most trusted on the market with quality materials and color blends interwoven throughout each paving stone. But there are additional options you can choose to further enhance your designs or increase the durability of your outdoor spaces.

ENHANCEMENT OPTIONS	LIFETIME LIMITED WARRANTY	DURABILITY	JOINT PROTECTION	WITHSTAND FADING	WEATHER RESISTANCE	STAIN RESISTANCE	ENHANCED ABSORPTION PROTECTION	ENHANCED COLORS	LASTING TEXTURE
Color Boost Sealer <i>See page 108</i>		•		•	•		•	•	•
Wet Look Sealer <i>See page 108</i>		•	•	•	•		•	•	•
Satin Look Sealer <i>See page 108</i>		•	•	•	•		•		•
Natural Look Sealer <i>See page 108</i>		•		•	•	•	•		•
Artisan Textures <i>See collection on page 16</i>	•	•							•
Core Mix	•	•							•



ARTISAN FINISHES

**PREMIUM FINISHES TO MAKE
YOUR SPACE TRULY YOUR OWN**

Belgard offers three post-process finishes to create a one-of-a-kind look. Make new hardscapes look time-worn or uncover colors hidden beneath the surface to open up a new level of design functionality.



PICTURED: MARINA COPING - ANTIQUED

LOVE A PRODUCT BUT NOT THE COLOR?

We can create a unique look by combining textures and colors for a one-of-a-kind outdoor living space. Contact your Belgard Representative for availability and installation instructions.



ANTIQUED

*WORN, TUMBLED,
WEATHERED*



SHOT BLAST

*TEXTURED, UNIQUE
COLOR PATTERNS*



GROUND FACE

*SMOOTH, VISIBLE
AGGREGATES*

PRODUCT	ANTIQUED	SHOT BLAST	GROUND FACE
AQUA DUBLIN	•	•	•
AQUALINE		•	•
AVALON SLATE	•		
MARINA COPING	•	•	
CAMBRIDGE COBBLE	•		
CATALINA GRANA	•	•	•
DIMENSIONS*	•	•	•
HOLLAND STONE	•	•	•
MEGA-LAFITT GRANA			•
MELVILLE PLANK		•	•
ORIGINS*	•	•	•

**Sizes are limited. Ask a Belgard Representative for more information.*



PICTURED: DIMENSIONS - GROUND FACE



*Look
for this*

to find products that can
be easily installed together
with minimal waste.

AN ARRAY OF COLORS, TEXTURES & SHAPES

DESIGNED TO PAIR EFFORTLESSLY TOGETHER

We've expanded our selections of modular pavers that are all designed in 3-inch increments to simplify the creation of custom outdoor spaces. Modular sizing provides a simpler design process, faster installation and less waste.

LARGE, SMALL & EVERYTHING IN-BETWEEN

1

PICK A SIZE OR SHAPE

Go big for a streamlined, spacious look or stay small to help your outdoor spaces flow. Get funky with dramatic shapes to add depth and texture.

GEOMETRIC SHAPES

2

PICK A TEXTURE

Choose your favorite texture for your entire project. Smooth, natural, tufted or tumbled the options are limitless!

ORIGINS™ 12, ORIGINS™ ACCENTS & BROOKLYN PAVER

3

PICK A COLOR

Showcase your personal style with options that range from neutral color tones to dramatic hues.

DIMENSIONS™ 6 & DIMENSIONS™ 12 & DIMENSIONS™ ACCENT

4

MIX & MATCH

But, why limit yourself? With modular 3" sizing, you can pick your favorite look or mix and match to create stylish paver patterns and border designs.

ORIGINS™ 18 & DIMENSIONS™ ACCENT



METROPOLITAN

- 18**
Catalina Grana®
- 20**
Dimensions™
- 22**
Dimensions™ Slab
- 24**
Dimensions™ Accent
- 26**
Dimensions™ Plank
- 28**
Geometric Shapes
- 30**
Melville™ Plank

NATURAL

- 32**
Avalon Slate
- 34**
Mega-Arbel®
- 35**
Mega-Lafitt®
- 36**
Origins™
- 38**
Origins™ Accent

HERITAGE

- 40**
Cambridge Cobble®
- 42**
Dublin Cobble®
- 44**
Holland Stone
- 46**
Old World Paver™


ENVIRONMENTAL

- 48**
Aqua Dublin
- 49**
Aqualine™
- 50**
Turfstone™
- 51**
Urbana® Stone

PORCELAIN

- 52**
Ardesie
- 54**
Foundation™
- 55**
Genoa™
- 56**
Glocal
- 58**
Jurupa
- 59**
Lagoon
- 60**
Lemmy
- 61**
Na.Me
- 62**
Noon
- 64**
Quarziti 2.0
- 66**
Silverlake
- 68**
Verona

LEGEND



slate • smooth • tumbled




PAVERS

Basalt™



INTRODUCING LATE 2023
**ARTISAN
COLLECTION** **A**

Textiles™



Papyrus™



Empire™



design tip

Protect your investment
with sealant. See page 108

CATALINA GRANA[®]

PAVER / 60MM



3-Piece Large

6 x 12

9 x 12

12 x 12

Victorian



AUTUMN



BELLA



MONTECITO



RIO



Victorian



SANTA MONICA



TOSCANA



VICTORIAN



NEW



DIMENSIONS™

3-PIECE SYSTEM / 60MM



- Dimensions 6
- 3 x 6
 - 6 x 6
 - 6 x 9

- Dimensions 12
- 6 x 12
 - 12 x 12
 - 12 x 18


- Dimensions 18
- 9 x 18
 - 18 x 18
 - 18 x 27



BELLA



RIO




TOSCANA



VICTORIAN

HGTV
DREAM HOME
PROUD SPONSOR 2022

Belgard.com/HGTVdreamhome



Dimensions 12 in Rio



design tip



Enliven your outdoor space with a splash of TIDEPOOL, one of Belgard's Colors of the Year. See page 8



DIMENSIONS™ SLAB

SLAB / 60MM



12 x 18*

18 x 18*

12 x 24

24 x 24



Victorian

*Special order **Only available in 24 x 24



AUTUMN**



BELLA



FOUNDRY



GRAPHITE



LINEN



MONTECITO



RIO



TOSCANA



VICTORIAN



NEW



DIMENSIONSTM ACCENT

ACCENT / 60MM



6 x 9



AUTUMN



BELLA



FOUNDRY



GRAPHITE

DIMENSIONS™ ACCENT ————○
Graphite



MONTECITO



RIO



SANTA MONICA



TOSCANA



VICTORIAN

NEW DIMENSIONS™
PLANK
PLANK / 80MM



3 x 12



RIO



TOSCANA



VICTORIAN





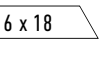
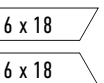
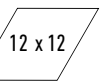
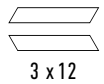
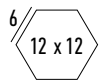


GEOMETRIC SHAPES

PAVER / 60MM



Diamond in Graphite & Foundry



FOUNDRY



GRAPHITE



LINEN



Hexagon in Foundry, Small Parallelogram in Linen & Large Parallelogram in Graphite





MELVILLE[®]

PLANK / 60MM



Victorian




Linen



FOUNDRY



GRAPHITE



LINEN



RIO



VICTORIAN

5 x 19¹¹/₁₆

5 x 15³/₄

5 x 11¹³/₁₆

7¹/₂ x 19¹¹/₁₆

7¹/₂ x 15³/₄

7¹/₂ x 11¹³/₁₆

FINISH YOUR SPACE

For a cohesive look, add finishing touches to your space with these products that coordinate with the **Metropolitan Collection**. *Rendered by Belgard Design Studio*

ARTFORMS™
PAGE 94

BARRETTE OUTDOOR LIVING®
ALUMINUM PERGOLA
BarretteOutdoorLiving.com

MOISTURESHIELD® MERIDIAN™
COMPOSITE DECKING
MoistureShield.com/Meridian

PEBBLETEC®
FIRE BOWL
PebbleTec.com

MELVILLE™ WALL & CAP
PAGE 74

TRU-SCAPES®
MODERN PATH LIGHT
PAGE 109

design tip



Add pathway lights for
aesthetics and safety.
See page 109

AVALON SLATE

PAVER / 60MM



3-Piece Large

6 x 12

9 x 12

12 x 12



BELLA



MONTECITO



TOSCANA



VICTORIAN





Belgard.com/HGTVdreamhome

MEGA-ARBEL®

PAVER / 60MM / 80MM*



Bella



Bella

*80mm is special order NOTE: 60mm not recommended for driveway applications

design tip



We recommend HP Nextgel™ Polymeric Sand for this product. See page 108



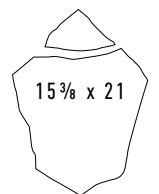
BELLA



TOSCANA



VICTORIAN



MEGA-LAFITT®



PAVER / 80MM



Toscano



Toscano



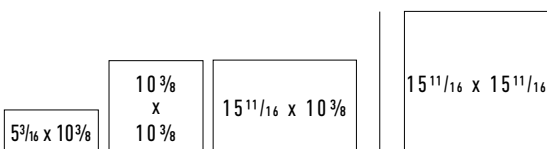
BELLA



TOSCANO



VICTORIAN



PLEASE SEE PAGE 131 REGARDING CALIFORNIA'S PROPOSITION 65



design tip



Both designed in 3" increments, pair Origins™ with Dimensions™ to create visually interesting borders and inlay designs of varying textures.

NEW



ORIGINS™

3-PIECE SYSTEM / 60MM



Origins 6

3 x 6

6 x 6

6 x 9

Origins 12

6 x 12

12 x 12

12 x 18

Origins 18

9 x 18

18 x 18

18 x 27



Origins 12 in Rio



BELLA



RIO



TOSCANA



VICTORIAN

HGTV
DREAM HOME
PROUD SPONSOR 2023

[Beldgard.com/HGTVdreamhome](http://Belgard.com/HGTVdreamhome)



Origins 12 in Victorian






[Beldgard.com/HGTVdreamhome](http://Belgard.com/HGTVdreamhome)

NEW



ORIGINS[™] ACCENT

ACCENT / 60MM



ORIGINS[™] ACCENT
Graphite



ORIGINS[™] ACCENT
Graphite




BELLA



GRAPHITE



MONTECITO



RIO



TOSCANA



VICTORIAN

6 x 9

FINISH YOUR SPACE

For a cohesive look, add finishing touches to your space with these products that coordinate with the **Natural Collection**. *Rendered by Belgard Design Studio*

**BARRETTE OUTDOOR LIVING® SANIBEL
DECORATIVE SCREEN PANELS**
BarretteOutdoorLiving.com

**MOISTURESHIELD® ELEVATE™
COMPOSITE DECKING**
MoistureShield.com/Elevate

**ELEMENTS™
GRILL & DOORS**
PAGE 96

LANDINGS™ STEP
PAGE 100

**TRU-SCAPES®
PAVER LIGHTS**
PAGE 109

**ASHLAR TANDEM™
WALL & CAP**
PAGE 76



CAMBRIDGE COBBLE®

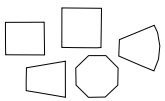
PAVER & CIRCLE KIT / 60MM / 30MM



6 x 6

6 x 9

9 x 12



6 x Variable

Victorian

*Not available in 9 x 12 or Circle Kit **Also available in 30mm ***Only available in 6 x 9



BELLA



AUTUMN*



RIO*



SANTA MONICA*



Autumn



TOSCANA**



VICTORIAN**



GRAPHITE***

PLEASE SEE PAGE 131 REGARDING CALIFORNIA'S PROPOSITION 65



DUBLIN COBBLE[®]

PAVER / 60MM



3 x 6

6 x 6

6 x 9

9 x 9



BELLA



MONTECITO



TOSCANA



VICTORIAN





HOLLAND STONE

PAVER / 60MM / 80MM



4 x 8

**Only available in 60mm Please contact your Belgard Representative for additional special order color options.*



BELLA



GRAPHITE*



RIO



Bella



TOSCANA



VALENCIA



VICTORIAN





SPECIAL ORDER

OLD WORLD PAVER™

PAVER / 80MM



Victorian



Victorian

design tip

We recommend NOCO™ Polymeric Joint for this product. See page 108



TOSCANA



VICTORIAN

5 x 7¹¹/₁₆

5 x 10%

5 x 12¹³/₁₆



PERMEABLE OPTION

with larger joints, proper base and joint material.

FINISH YOUR SPACE

For a cohesive look, add finishing touches to your space with these products that coordinate with the **Heritage Collection**. *Rendered by Belgard Design Studio*

BARRETTE OUTDOOR LIVING®
VINYL PICKET FENCING
BarretteOutdoorLiving.com

MOISTURESHIELD® VISION™
COMPOSITE DECKING
MoistureShield.com/Vision

DIAMOND PRO®
WALL & CAP
PAGE 83

MARINA™ COPING
PAGE 102

WESTON STONE™
FIRE PIT
PAGE 98



AQUA DUBLIN

PERMEABLE PAVER / 80MM



Toscana



Victorian (special order)

*Swatch represents product color only, not surface texture.



RIO*



TOSCANA

3½ x 6^{11/16}

6^{11/16}
x
6^{11/16}

10¼ x 6^{11/16}

AQUALINE™

PERMEABLE PAVER / 80MM

HGTV
DREAM HOME
PROUD SPONSOR 2022

Belgard.com/HGTVdreamhome



Rio



Rio

Please contact your local Belgard representative for additional special order sizes.



RIO



TOSCANA



VICTORIAN

4 1/2 x 9

PLEASE SEE PAGE 131 REGARDING CALIFORNIA'S PROPOSITION 65



TURFSTONE™

PERMEABLE PAVER / 80MM




Gray



Gray



GRAY



16 x 24

URBANA[®] STONE

PAVER / 60MM / 80MM*

design tip

We recommend HP NextGel™ Polymeric Sand for non-permeable applications of this product. See page 108



*80mm special order



TOSCANA



VICTORIAN



PERMEABLE APPLICATIONS

Permeable installation requires wider joints and proper base and jointing material.

4 x 8

8 x 8

12 x 8

12 x 12

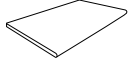
PLEASE SEE PAGE 131 REGARDING CALIFORNIA'S PROPOSITION 65

ARDESIE

STONE FINISH



24 x 24



UNICO

MIRAGE
Porcelain. Design. Sustainability.

Island

**Special order*



  **SHORE***
AD 01 NAT



 **ISLAND**
AD 02 NAT



 **AFRICAN STONE**
AD 03 NAT



 **BLACK REEF***
AD 04 NAT



 **VULCAN***
AD 05 NAT







NEW FOUNDATION™
CONCRETE FINISH



AMBER BEIGE



SCANDINA GRAY

24 x 24

GENOA™

NEW


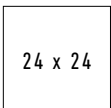
STONE FINISH



BLANCO



CREMA



GLOCAL

CONCRETE FINISH



24 x 24

36 x 36*

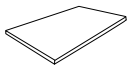
24 x 48

48 x 48*



UNICO

NEW



STEP EDGE




*Special order ** Clear not available in 48 x 48



v2
CLEAR**
GC 01



v2
IDEAL
GC 03




v2
TYPE
GC 04



v2
CLASSIC
GC 05



v2
ABSOLUTE*
GC 06



v2
CHAMOIS*
GC 08





JURUPA

WOOD FINISH



Camp



Camp

MIRAGE
Porcelain. Design. Sustainability

*Special order



v2
COOL
JP 02



v2
MASTER
JP 03



v2
CAMP
JP 04



STEP EDGE

24 x 24*

12 x 48

LAGOON

STONE FINISH




*Step Edge only available in Moonbeam and Sandshell




v2  **MOONBEAM**
LG 01 ST



v2  **SANDSHELL**
LG 02 ST



v2  **ATMOSPHERE**
LG 03 ST

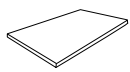


v2  **SHARKSKIN**
LG 04 ST



v2  **CLOUDBURST**
LG 05 ST

NEW



STEP EDGE*

24 x 48





NEW LEMMY
CONCRETE FINISH



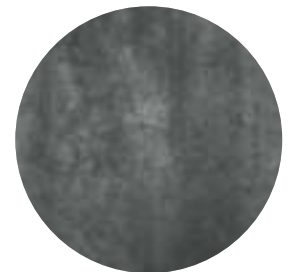
v2 NIMBUS
LY 02



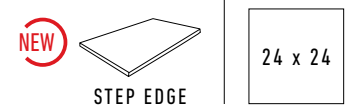
v2 EXCALIBUR
LY 03



v2 VENOM
LY 04



v2 KING
LY 09



NAME

STONE FINISH



JURA BEIGE
NE 10 ST



BOURGOGNE
NE 12 ST

24 x 24



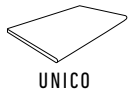
NOON

WOOD FINISH



8 x 48


12 x 48



v4 DAYLIGHT
NN 01 ST



v4 EMBER
NN 02 ST



v3 HONEY
NN 03 ST





QUARZITI 2.0

STONE FINISH

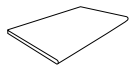


12 x 24

24 x 24

18 x 36*

24 x 48



UNICO

*Special order **Only stocked in 24 x 24



v3  **GLACIER**
QR 01 NAT



v3  **MOUNTAINS**
QR 02 NAT



v3  **WATERFALL**
QR 03 NAT



v3  **RIVER**
QR 04 NAT



v3  **MANTLE****
QR 05 NAT



design tip



Create a sense of tranquility by enhancing your space with SEAGRASS, one of Belgard's Colors of the Year. See page 8

SILVERLAKE

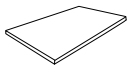
STONE FINISH



24 x 24

24 x 48

NEW



STEP EDGE

MIRAGE
Porcelain. Design. Sustainability.

Resia

*Special order



BRAIES
SK 01 ST



RESIA
SK 02 ST



MORITZ*
SK 03 ST



Orsi



v3
NEMI
SK 04 ST



v3
MORO*
SK 05 ST



v4
ORSI
SK 06 ST





VERONA™

STONE FINISH



Blue Stone



MIRAGE
Porcelain Design Sustainability

Platinum



v3 BLUE STONE
VR 01 ST



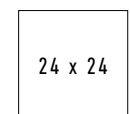
v3 PLATINUM
VR 04 ST



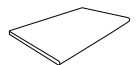
v3 TAOS
VR 02 ST



v4 YUKON
VR 03 ST



24 x 24



UNICO

FINISH YOUR SPACE

For a cohesive look, add finishing touches to your space with these products that coordinate with the **Porcelain Collection**. *Rendered by Belgard Design Studio*

BARRETTE OUTDOOR LIVING®
MIXED MATERIAL FENCING
BarretteOutdoorLiving.com

PEBBLETEC®
WATER FEATURES
PebbleTec.com

PEBBLETEC® POOL FINISHES
PebbleTec.com

UNICO COPING
PAGE 104

MOISTURESHIELD® MERIDIAN™
COMPOSITE DECKING
MoistureShield.com/Meridian





METROPOLITAN

72
Melville Tandem™

74
Melville™ Wall

NATURAL

76
Ashlar Tandem™

78
Belair Wall® 2.0

HERITAGE

80
Castlemanor®

82
Diamond® 9D

83
Diamond Pro®

84
Highland Stone®

86
Shelton Wall™

88
Steeple Crest™

89
Sterling®

90
Weston Stone™

Belgard wall products are backed by the industry's foremost team of experts in the manufacture, design, installation, and maintenance of wall systems.



freestanding • retaining • garden



WALLS

MELVILLE TANDEM™

FREESTANDING / RETAINING WALL

*Victorian*

RIVIERA



TOSCANA



VICTORIAN

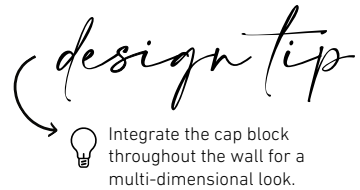
H x W x D

7 x 13³/₁₆ x 2⁵/₈7 x 15¹³/₁₆ x 2⁵/₈7 x 18⁷/₁₆ x 2⁵/₈3³/₄ x 24 x 15
Cap

See construction pieces on page 126 & U Start Base Block® on page 128

design tipIlluminate your space
with hardscape lights.
See page 109






MELVILLE™ WALL

FREESTANDING / RETAINING WALL



Rio



GRAPHITE



LINEN



RIO



VICTORIAN

H x W x D



4 x 20 x 10



2 x 20 x 13*

**Can be used as cap and/or wall block*



ASHLAR TANDEM™

FREESTANDING / RETAINING WALL



Victorian



RIVIERA



TOSCANA



VICTORIAN

H x W x D



7 x 13³/₁₆ x 2⁵/₈



7 x 15¹³/₁₆ x 2⁵/₈



7 x 18⁷/₁₆ x 2⁵/₈



3¹/₄ x 24 x 15
Cap

See construction pieces on page 124 & U Start Base Block® on page 128



BELAIR WALL[®]

2.0

FREESTANDING / RETAINING WALL



TOSCANA



RIO




VICTORIAN

H x W x D



6x6x5



6 x 10 x 5



6 x 16 x 5

Freestanding



6x6x8



6 x 10 x 8



6 x 16 x 8


Retaining



3 x 8 x 13½
Cap

See cap end, corner/column and wall end on page 124

COORDINATING
CORNER & END UNITS
AVAILABLE



CASTLEMANOR[®]

FREESTANDING / RETAINING WALL



Toscana



TOSCANA



VICTORIAN

H x W x D




6 x 6 x 10



6 x 12 x 10



6 x 16 x 10



3 x 12 x 12
Cap





DIAMOND® 9D

RETAINING WALL



Autumn



Victorian

Cap also available in Bella & Toscana



AUTUMN



VALLEY TAN



VICTORIAN

H x W x D



6 x 17 3/4 x 9



3 x 18 x 13
Cap

DIAMOND PRO[®]

STRAIGHT FACE

RETAINING WALL



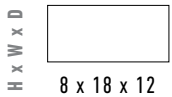
GRAY



TAN



VICTORIAN



8 x 18 x 12



4 x 18 x 13
4" Cap



8 x 18 x 13
8" Cap

HIGHLAND STONE®

FREESTANDING / RETAINING WALL



Victorian



BELLA



TOSCANA



VICTORIAN

H x W x D



6 x 6 x 9



6 x 12 x 9

Freestanding



6 x 18 x 9



6 x 6 x 12




6 x 12 x 12

Retaining




6 x 18 x 12



3 x 18 x 13

Cap

See corner/column on page 126



SHELTON WALL™

FREESTANDING / RETAINING WALL



Rio



AUTUMN



RIO



TOSCANA



VICTORIAN

H x W x D




6 x 6 x 10



6 x 12 x 10



6 x 16 x 10



3 x 12 x 12
Cap





STEEPLE CREST™

FREESTANDING / RETAINING WALL



Toscana



Toscana



AUTUMN



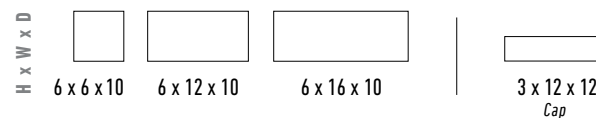
RIO



TOSCANA



VICTORIAN



STERLING®


FREESTANDING / RETAINING WALL

HGTV
DREAM HOME
PROUD SPONSOR 2023

Belgard.com/HGTVdreamhome



TOSCANA



RIO



VICTORIAN

design tip



This unique block can also be split to make column & corner units with easy-to-locate score lines.

H x W x D

Freestanding

6 x 17¼ x 10

Retaining

6 x 17¼ x 12

3 x 18 x 13
Cap

See pins on page 127

PLEASE SEE PAGE 131 REGARDING CALIFORNIA'S PROPOSITION 65

89 BELGARD.COM | 877-235-4273



design tip



Top Weston Stone with contrasting caps like Belair Wall® or Marina™ Coping. See pages 78 & 102

WESTON STONE™

3-PIECE & UNIVERSAL

FREESTANDING / RETAINING WALL



Bella

**Only available in Universal*



BELLA



RIO*



TOSCANA



VICTORIAN

H x W x D



4 x 8 x 8



4 x 8 x 12



4 x 8 x 16



4 x 8 x 12





ARTFORMS™ MODULAR PANEL SYSTEM

94

OUTDOOR KITCHENS & FIRE FEATURES

96
Elements™ Appliances &
Accessories

98
Weston Stone™
Fire Pit Kit

STEPS

100
Landings™ Step Unit

CAPS & COPING

101
Column Cap

102
Marina™ Coping

104
Unico Coping

CURBS & EDGERS

106
Melville™ Curb

107
Anglia Edger®

PAVER RESTORATION

108

LIGHTING

109

accents • features • accessories



CUSTOMIZE YOUR SPACE

design tip



For more project ideas download our Artforms™ Idea Book.

ARTFORMS™

MODULAR PANEL SYSTEM



6 x 36

18 x 36

Artforms simplifies the design of contemporary outdoor living spaces. This unique modular panel system offers sleek lines and rich color blends to create eye-catching outdoor kitchens and limitless outdoor living features.




VISIT [Belgard.com/Artforms](https://www.belgard.com/artforms)
FOR MORE INSPIRATION

9 DESIGN IDEAS USING ONLY 2 PALLETS*

Two modular panel sizes can create a myriad of outdoor living solutions, offering quicker install without sacrificing style.




AMBER BEIGE



ROCKLAND BLACK



SCANDINA GRAY



SHADED GRAY

HGTV
DREAM HOME
PROUD SPONSOR 2023
[Beldgard.com/HGTVdreamhome](http://Belgard.com/HGTVdreamhome)

*one size per pallet



ELEMENTS

Outdoor Essentials for Belgard

Complete your project with essential finishing touches designed to work seamlessly with a variety of Belgard products. Elements enhance both beauty and functionality for better outdoor living.



OUTDOOR COOKING



32" Built-in Grill



40" Built-in Grill



Built-in Oven



Single Side Burner



Double Side Burner

design tip



Download our Idea Book for design ideas creating outdoor kitchens and living rooms using Artforms™ and Elements™ Outdoor Essentials.



OUTDOOR KITCHEN STORAGE



Double Access Doors



Double Drawers



Deluxe Compact Refrigerator

OUTDOOR BAR & SINK



Drop-in Sink



Beverage & Prep Station



Farmhouse Sink

OUTDOOR ACCESSORIES



Rotisserie Kit



Infrared Sear Burner



Stainless Steel Smoker Tray



8pc Pizza Oven Accessory Kit



Gas Timer



Grill Liner



Island Vent

FIRE PIT BURNER KITS & INSERTS




Square Gas Burner Kit



Round Gas Burner Kit



Linear Gas Burner Kit



Smoke-less Insert

VISIT [Beldgard.com/Elements](https://Belgard.com/Elements) FOR ADDITIONAL INFORMATION

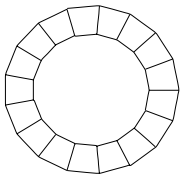
HGTV
DREAM HOME
PROUD SPONSOR 2023
Beldgard.com/HGTVdreamhome





WESTON STONE™

FIRE PIT KIT



Toscana (pictured with gas insert upgrade)



TOSCANA



VICTORIAN

ROUND FIRE PIT:


Outside is 4' in diameter

Stacks up to 3 rows high

Fire ring insert and adhesive is included.

PLEASE NOTE: All of our fireplaces and fire pits come standard as wood-burning units. However, our fireplaces and fire pits can be retro-fitted for gas burning log sets and burners. Please contact us for more details at 877-235-4273. Be sure to check with your local municipality for any codes that may affect your installation.

PLEASE SEE PAGE 131 REGARDING CALIFORNIA'S PROPOSITION 65



Toscana (pictured without included fire ring insert)





HGTV
DREAM HOME
PROUD SPONSOR 2023

See in multiple Dream Homes
at Belgard.com/HGTVdreamhome

LANDINGS™

STEP UNIT



Gray




Graphite

design tip



Add paver and hardscape lights for aesthetics and safety.
See page 109



GRAPHITE



GRAY



TOSCANA




VICTORIAN

6 x 48 x 18

COLUMN CAP

CAP / 75MM



GRAPHITE



TOSCANA



VICTORIAN

28 x 28

PLEASE SEE PAGE 131 REGARDING CALIFORNIA'S PROPOSITION 65

101

BELGARD.COM | 877-235-4273



design tip
For more pool design ideas and
inspiration visit PebbleTec.com

MARINA™

COPING / 60MM




6 x 12



AUTUMN



BELLA



GRAPHITE



MONTECITO



Victorian



RIO



TOSCANA

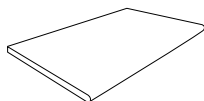


VICTORIAN



UNICO

COPING / STEP / 20MM



13 x 24
COPING

ARDESIE



v3
ISLAND
AD 02 NAT



v4
AFRICAN STONE
AD 03 NAT

NOON



v4
DAYLIGHT
NN 01 ST



v4
EMBER
NN 02 ST



v3
HONEY
NN 03 ST


GLOCAL



v2
CLEAR
GC 01



v2
IDEAL
GC 03



v2
TYPE
GC 04



v2
CLASSIC
GC 05

QUARZITI 2.0



v3
GLACIER
QR 01 NAT



v3
MOUNTAINS
QR 02 NAT



v3
WATERFALL
QR 03 NAT



v3
RIVER
QR 04 NAT





Quarziti 2.0 Glacier

VERONA



BLUE STONE
VR 01 ST



PLATINUM
VR 04 ST



TAOS
VR 02 ST



YUKON
VR 03 ST





MELVILLE™


CURB / 165MM




Graphite



Graphite



GRAPHITE



FOUNDRY



VICTORIAN

4 x 24

ANGLIA EDGER®

EDGER / 200MM



BELLA



TOSCANA



VICTORIAN

5 ¼ x 8	5 ¼ x 10 ½	5 ¼ x 15 ½	5 ¼ x 18
---------	------------	------------	----------

PLEASE SEE PAGE 131 REGARDING CALIFORNIA'S PROPOSITION 65





INSTALLATION, RESTORATION & PROTECTION

VISIT Techniseal.com
FOR MORE INFORMATION



JOINTING PRODUCTS

See available colors on page 131



The smart choice for everyday installations



High-performance, the only real no haze, no dust alternative



No compaction – true alternative to mortar, stone dust and polymeric stone dust



Multi-weather jointing compound
(Special order)

STAIN REMOVERS



Organic stain remover



Paint, tar & rubber stain remover



Rust stain remover



Dirt & grease stain remover



Pro-grade oil & grease remover

CLEANERS



Paver restorer removes haze created by some polymeric sands



Paver Prep dislodges efflorescence and ground-in dirt

SEALERS



Natural color with matte finish



Enhanced color with matte finish



Natural color with satin finish



Enhanced color with gloss finish

ADHESIVES



Hardscape foam adhesive



Vertical hardscape adhesive



Edging, Spacers & Panel Base System
(Special order)



Fortified hardscape concrete edging
(Special order)



Dry mudset for concrete overlays

Enhanced with Color Boost

HARDSCAPE & LANDSCAPE LIGHTING SOLUTIONS

PAVER LIGHTS *for Walkways*

Available in black or modern gray finish



6", 8" & 9" Paver Lights



Gray finish utilizes a white bulb

HARDSCAPE LIGHTS *for Steps & Walls*

Available in black, bronze or modern gray finish



7" Hardscape Light



NEW Color Changing Bulb Option
Also available in other select products

ACCENT/SPOT LIGHTS *for Plants, Trees, Houses & Landscape Features*

Available in black or bronze finish



TS-B102
Traditional Accent Light



TS-B106
High Power Accent Light



TS-B105
Wall Wash Light

LOW VOLTAGE PATHWAY LIGHTS *for Pathways, Patio Edges & Flower Beds*

Available in black or bronze finish



TS-B301
Traditional Path Light



TS-B302
Classic Path Light



TS-B306
Modern Path Light

PILLAR LIGHTS *for Pillars & Columns*



PL-100
Traditional Pillar Light



PL-101
Modern Pillar Light



PL-102
Noble Pillar Light
Color changing bulb available

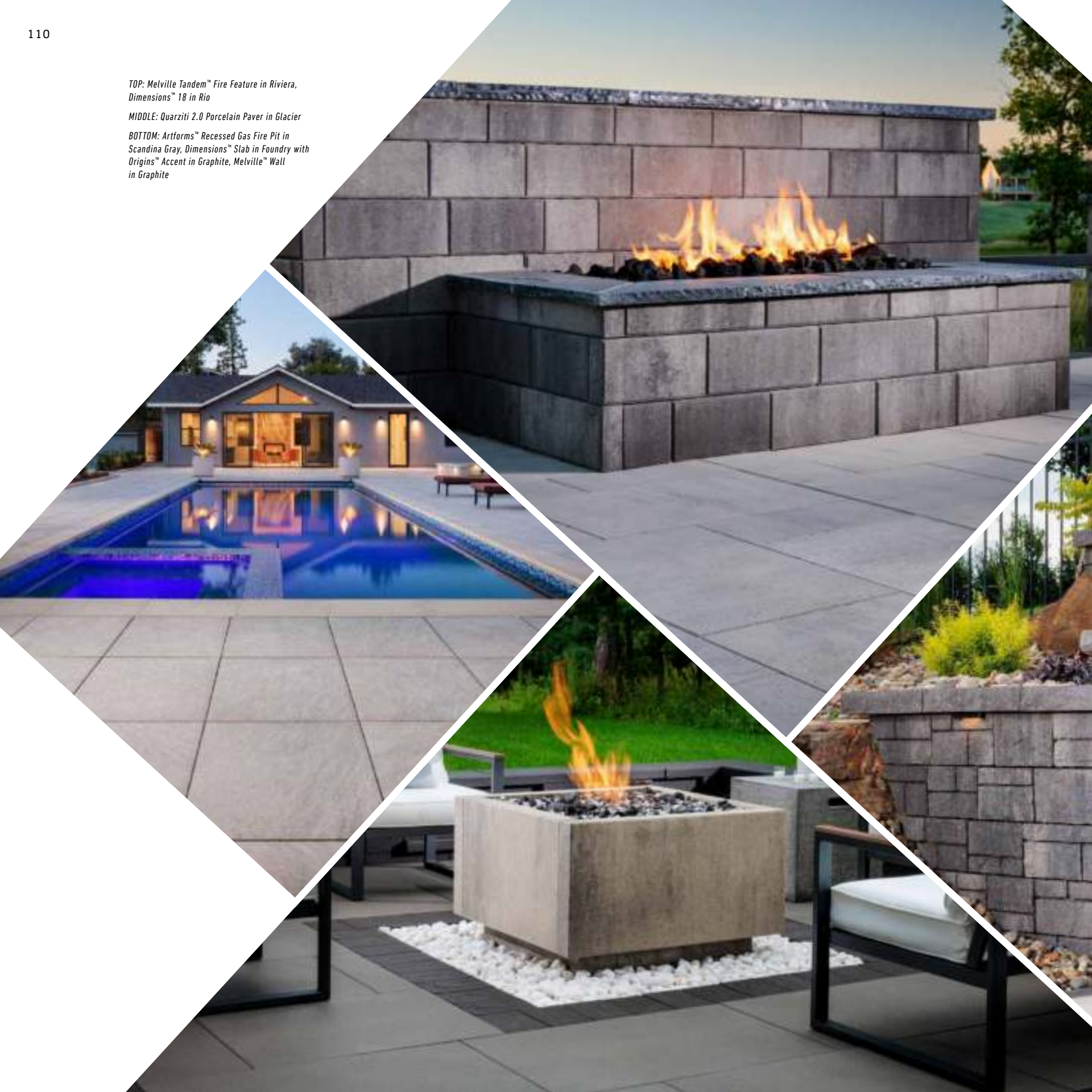
VISIT Belgard.com/Lighting
FOR MORE INFORMATION



TOP: Melville Tandem™ Fire Feature in Riviera, Dimensions™ 18 in Rio

MIDDLE: Quarziti 2.0 Porcelain Paver in Glacier

BOTTOM: Artforms™ Recessed Gas Fire Pit in Scandina Gray, Dimensions™ Slab in Foundry with Origins™ Accent in Graphite, Melville™ Wall in Graphite



DESIGN

ideas & **INSPIRATION**

LEFT: Ashlar Tandem™ Wall & Cap in Riviera with Tru-Scapes® Hardscape Lights, Landings™ Step in Graphite, Dimensions™ Slab in Rio, Dimensions™ 6 x 9 Border in Graphite with Tru-Scapes® Paver Lights



ABOVE: Avalon State in Victorian with Origins™ Border in Graphite, Weston Stone™ Wall in Victorian with Marina™ Coping Cap in Victorian

TOP LEFT: Dimensions™ Slab in Rio, Dimensions™ Accent in Rio, Untumbled Weston Stone™ Wall in Rio

BOTTOM LEFT: Noon Porcelain Paver in Ember, Unico Coping in Glacier

TOP RIGHT: Dublin Cobble® in Victorian

BOTTOM RIGHT: Holland Stone in Graphite with a Rio Border, Weston Stone™ Universal in Victorian as Edger



INSPIRATION GALLERY

Browse images by project type and save or share your favorites.

[Beldgard.com/Inspiration](https://Belgard.com/Inspiration)





ABOVE: Global Porcelain Paver

RIGHT: Untumbled Weston Stone™ in Rio with Marina™ Coping Cap in Rio, Dimensions™ Accent in Rio




RIGHT TOP: Highland Stone® Wall & Cap in Victorian, Marina™ Coping in Victorian, Catalina Grana® in Victorian







RIGHT BOTTOM: Melville™ Wall & Cap in Rio, Catalina Grana® in Rio with Origins™ Accent in Bella and Rio, Holland Stone Inlay in Graphite






PAVERS

PALLET INFORMATION / ESTIMATING CHART
















AVALON SLATE		SQFT/ PALLET	SQFT/ LAYER	LAYER/ PALLET	UNITS/ PALLET	UNITS/ LAYER	UNITS/ SQFT	WEIGHT/ UNIT	WEIGHT/ LAYER	WEIGHT/ PALLET	
3-PIECE LARGE		12 x 6 x 2 ³ / ₈	30	3	–	60	6	2	14.46	80.75	807.5
		12 x 9 x 2 ³ / ₈	30	3	–	40	4	1.33	20.19	80.75	807.5
		12 x 12 x 2 ³ / ₈	60	6	–	60	6	1	26.91	161.46	1614.6
TOTAL			120	12	10	160	16	–	–	323	3230

CAMBRIDGE COBBLE®		SQFT/ PALLET	SQFT/ LAYER	LAYER/ PALLET	UNITS/ PALLET	UNITS/ LAYER	UNITS/ SQFT	WEIGHT/ UNIT	WEIGHT/ LAYER	WEIGHT/ PALLET	
6 X 6 60MM		6 x 6 x 2 ³ / ₈	120	12	10	480	48	4	6.73	323	3230
6 X 6 80MM		6 x 6 x 3 ¹ / ₈	96	12	8	384	48	4	9.30	447.5	3580
6 X 9 60MM		6 x 9 x 2 ³ / ₈	112	11.25	10	300	30	2.67	10.07	302	3020
6 X 9 80MM		6 x 9 x 3 ¹ / ₈	90	11.25	8	240	30	2.67	14	420	3360
LARGE RECTANGLE		9 x 12 x 2 ³ / ₈	120	12	10	160	16	1.33	19.29	308.6	3086
CIRCLE KIT		5 ⁷ / ₈ x variable x 2 ³ / ₈	78.5	7.85	10	–	–	–	–	214	2140

CATALINA GRANA®		SQFT/ PALLET	SQFT/ LAYER	LAYER/ PALLET	UNITS/ PALLET	UNITS/ LAYER	UNITS/ SQFT	WEIGHT/ UNIT	WEIGHT/ LAYER	WEIGHT/ PALLET	
3-PIECE LARGE		12 x 6 x 2 ³ / ₈	30	3	–	60	6	2	14.46	80.75	807.50
		12 x 9 x 2 ³ / ₈	30	3	–	40	4	1.33	20.19	80.75	807.5
		12 x 12 x 2 ³ / ₈	60	6	–	60	6	1	26.91	161.46	1614.6
TOTAL			120	12	10	160	16	–	–	323	3230

PAVERS





PALLET INFORMATION / ESTIMATING CHART





DIMENSIONS™			SQFT/ PALLET	SQFT/ LAYER	LAYER/ PALLET	UNITS/ PALLET	UNITS/ LAYER	UNITS/ SQFT	WEIGHT/ UNIT	WEIGHT/ LAYER	WEIGHT/ PALLET
DIMENSIONS 6		3 x 6 x 2 ³ / ₈	20	2	–	160	16	8	3.36	53.82	538
		6 x 6 x 2 ³ / ₈	40	4	–	160	16	4	6.73	107.64	1076.4
		6 x 9 x 2 ³ / ₈	60	6	–	160	16	2.67	10.09	161.46	1614.6
TOTAL			120	12	10	480	48	–	–	323	3230
DIMENSIONS 12		6 x 12 x 2 ³ / ₈	20	2	–	40	4	2	13.25	53	530
		12 x 12 x 2 ³ / ₈	40	4	–	40	4	1	26.5	106	1060
		12 x 18 x 2 ³ / ₈	60	6	–	40	4	0.66	39.75	159	1590
TOTAL			120	12	10	120	12	–	–	318	3180
DIMENSIONS 18		9 x 18 x 2 ³ / ₈	22.5	2.25	–	20	2	0.88	31.4	62.74	627.4
		18 x 18 x 2 ³ / ₈	22.5	2.25	–	10	1	0.44	63	28.6	286
		27 x 18 x 2 ³ / ₈	67.5	6.75	–	20	2	0.29	94.7	189.4	1894
TOTAL			112.5	11.25	10	50	5	–	–	315.2	3152
ACCENT		6 x 9 x 2 ³ / ₈	112	11.2	10	300	30	2.67	10.06	302	3020
80MM PLANK		3 x 12 x 3 ¹ / ₈	88	11	8	352	44	4	9.38	412.5	3300
12X24 SLAB		12 x 24 x 2 ³ / ₈	120	12	10	60	6	0.5	53.83	323	3230
24X24 SLAB		24 x 24 x 2 ³ / ₈	80	8	10	20	2	0.25	108.5	217	2170
12X18 SLAB		12 x 18 x 2 ³ / ₈	120	12	10	80	8	0.66	40.38	323	3230
18X18 SLAB		18 x 18 x 2 ³ / ₈	90	9	10	40	4	0.44	61	244	2440



NOTE: For paving slab applications, some contractors prefer to pre-compact screeded bedding sand with a small plate compactor. If pre-compaction is done, care must be taken to leave no indentations in the bedding sand surface from the plate compactor. These can be removed by screeding the surface to create a thin layer (6 – 10mm) of uncompacted sand (also known as fluffing). Paving slabs do not interlock and therefore do not spread loads to their neighbors via joint sand. Given this condition, there is no requirement to force bedding sand into the bottom of the joints when compacting the units on uncompacted bedding sand, as is done with interlocking concrete pavers. Compacting large slab units could lead to unnecessary breakage, so many times contractors may choose to use a mallet to tamp the slabs into place once laid. Slabs do not meet the standard compressive and flexural strengths of interlocking concrete pavers, therefore, Belgard® will not be responsible for breakage to slabs caused by compaction.


PAVERS

PALLET INFORMATION / ESTIMATING CHART

DUBLIN COBBLE®		SQFT/ PALLET	SQFT/ LAYER	LAYER/ PALLET	UNITS/ PALLET	UNITS/ LAYER	UNITS/ SQFT	WEIGHT/ UNIT	WEIGHT/ LAYER	WEIGHT/ PALLET	
3-PIECE MODULAR		3 x 6 x 2 ³ / ₈	19	1.9	-	169	16	8	3.21	51.33	513.33
		6 x 6 x 2 ³ / ₈	38	3.8	-	160	16	4	6.42	102.67	1026.66
		6 x 9 x 2 ³ / ₈	57	5.7	-	160	16	2.67	9.63	154	1540
TOTAL		114	11.4	10	480	48	-	-	308	3080	
LARGE SQUARE		9 x 9 x 2 ³ / ₈	106	10.6	10	200	20	1.88	14.30	286	2860

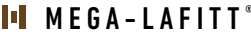




GEOMETRIC SHAPES		SQFT/ PALLET	SQFT/ LAYER	LAYER/ PALLET	UNITS/ PALLET	UNITS/ LAYER	UNITS/ SQFT	WEIGHT/ UNIT	WEIGHT/ LAYER	WEIGHT/ PALLET	
HEX.		12 x 12 x 2 ³ / ₈	100	9.09	11	154	14	-	18.5	258.6	2845
DIAMOND		12 x 12 x 2 ³ / ₈	93.53	7.79	12	108	9	-	24.6	222	2664
3 X 12 PARAL.		3 x 12 x 2 ³ / ₈	85.73	7.79	11	396	36	-	6	217.45	2392
6 X 18 PARAL.		6 x 18 x 2 ³ / ₈	114.31	10.39	11	176	16	-	18.32	293.18	3225








HOLLAND STONE		SQFT/ PALLET	SQFT/ LAYER	LAYER/ PALLET	UNITS/ PALLET	UNITS/ LAYER	UNITS/ SQFT	WEIGHT/ UNIT	WEIGHT/ LAYER	WEIGHT/ PALLET	
60MM		4 x 8 x 2 ³ / ₈	120	12	10	540	54	4.5	5.98	323	3230
80MM		4 x 8 x 3 ¹ / ₈	96	12	8	432	54	4.5	6.38	345	3450





MEGA-ARBEL®		SQFT/ PALLET	SQFT/ LAYER	LAYER/ PALLET	UNITS/ PALLET	UNITS/ LAYER	UNITS/ SQFT	WEIGHT/ UNIT	WEIGHT/ LAYER	WEIGHT/ PALLET	
60MM		15 ³ / ₈ x 21 x 2 ³ / ₈	104.4	8.7	12	72	6	0.69	39.58	237.5	2850

PAVERS

PALLET INFORMATION / ESTIMATING CHART












		SQFT/ PALLET	SQFT/ LAYER	LAYER/ PALLET	UNITS/ PALLET	UNITS/ LAYER	UNITS/ SQFT	WEIGHT/ UNIT	WEIGHT/ LAYER	WEIGHT/ PALLET	
3-PIECE MODULAR		5 ³ / ₁₆ x 10 ³ / ₈ x 3 ¹ / ₈	15.45	1.72	-	36	4	2.32	15.44	61.77	556
		10 ³ / ₈ x 10 ³ / ₈ x 3 ¹ / ₈	30.9	3.43	-	36	4	1.16	30.94	123.77	1114
		15 ¹ / ₁₆ x 10 ³ / ₈ x 3 ¹ / ₈	46.35	5.15	-	45	5	0.97	37.11	185.55	1670
TOTAL		92.7	10.3	9	117	13	-	-	371.11	3340	
LG. SQ.		15 ¹ / ₁₆ x 15 ¹ / ₁₆ x 3 ¹ / ₈	93	10.33	9	54	6	0.58	61.85	371.11	3340

		SQFT/ PALLET	SQFT/ LAYER	LAYER/ PALLET	UNITS/ PALLET	UNITS/ LAYER	UNITS/ SQFT	WEIGHT/ UNIT	WEIGHT/ LAYER	WEIGHT/ PALLET	
3-PIECE SLIM		5 x 11 ¹ / ₁₆ x 2 ³ / ₈	29	2.9	-	70	7	2.41	11.25	78.75	282.5
		5 x 15 ³ / ₄ x 2 ³ / ₈	38.5	3.85	-	70	7	1.81	15.30	107.1	1071
		5 x 19 ¹ / ₁₆ x 2 ³ / ₈	47	4.7	-	70	7	1.49	18.45	129.15	1291.5
TOTAL		114.5	11.45	10	210	21	-	-	315	3150	
3-PIECE LARGE		7 ¹ / ₂ x 11 ³ / ₁₆ x 2 ³ / ₈	30.35	3.035	-	50	5	1.65	16.9	84.5	845
		7 ¹ / ₂ x 15 ³ / ₄ x 2 ³ / ₈	41	4.1	-	50	5	1.22	22.98	114.92	1149.2
		7 ¹ / ₂ x 19 ¹ / ₁₆ x 2 ³ / ₈	51.35	5.135	-	50	5	0.97	27.72	138.58	1385.8
TOTAL		122.7	12.27	10	150	15	-	-	338	3380	

		SQFT/ PALLET	SQFT/ LAYER	LAYER/ PALLET	UNITS/ PALLET	UNITS/ LAYER	UNITS/ SQFT	WEIGHT/ UNIT	WEIGHT/ LAYER	WEIGHT/ PALLET	
3-PIECE		7 ¹ / ₁₆ x 5 x 3 ¹ / ₈	23.63	2.953	-	88	11	3.73	9.97	109.68	877.5
		10 ¹ / ₄ x 5 x 3 ¹ / ₈	34.36	4.295	-	96	12	2.79	12.86	154.37	1235
		12 ¹ / ₁₆ x 5 x 3 ¹ / ₈	32.28	4.035	-	72	9	2.23	15.8	142.18	1137.5
TOTAL		90.27	9.027	8	256	32	-	-	406.25	3250	



PAVERS

PALLET INFORMATION / ESTIMATING CHART

 ORIGINS™			SQFT/ PALLET	SQFT/ LAYER	LAYER/ PALLET	UNITS/ PALLET	UNITS/ LAYER	UNITS/ SQFT	WEIGHT/ UNIT	WEIGHT/ LAYER	WEIGHT/ PALLET
ORIGINS 6		3 x 6 x 2 ³ / ₈	20	2	–	160	16	8	3.36	53.82	538
		6 x 6 x 2 ³ / ₈	40	4	–	160	16	4	6.73	107.64	1076.4
		6 x 9 x 2 ³ / ₈	60	6	–	160	16	2.67	10.09	161.46	1614.6
TOTAL			120	12	10	480	48	–	–	323	3230
ORIGINS 12		6 x 12 x 2 ³ / ₈	20	2	–	40	4	2	13.25	53	530
		12 x 12 x 2 ³ / ₈	40	4	–	40	4	1	26.5	106	1060
		12 x 18 x 2 ³ / ₈	60	6	–	40	4	0.66	39.75	159	1590
TOTAL			120	12	10	120	12	–	–	318	3180
ORIGINS 18		9 x 18 x 2 ³ / ₈	22.5	2.25	–	20	2	0.88	31.4	62.74	627.4
		18 x 18 x 2 ³ / ₈	22.5	2.25	–	10	1	0.44	63	28.6	286
		27 x 18 x 2 ³ / ₈	67.5	6.75	–	20	2	0.29	94.7	189.4	1894
TOTAL			112.5	11.3	10	50	–	–	–	315.2	3152
ACCENT		6 x 9 x 2 ³ / ₈	112	11.2	10	300	30	2.67	10.06	302	3020





PERMEABLE PAVERS

PALLET INFORMATION / ESTIMATING CHART

E AQUA DUBLIN		SQFT/ PALLET	SQFT/ LAYER	LAYER/ PALLET	UNITS/ PALLET	UNITS/ LAYER	UNITS/ SQFT	WEIGHT/ UNIT	WEIGHT/ LAYER	WEIGHT/ PALLET	
3-PIECE		3½ x 6¼ x 3½	20	2.5	–	120	15	6	5.94	89.1	712.8
		6¼ x 6¼ x 3½	21.28	2.66	–	64	8	3	11.64	93.15	745.2
		10¼ x 6¼ x 3½	51.12	6.39	–	104	13	2.03	17.13	222.75	1782
TOTAL		92.4	11.55	8	288	36	–	–	405	3240	


















E AQUALINE™		SQFT/ PALLET	SQFT/ LAYER	LAYER/ PALLET	UNITS/ PALLET	UNITS/ LAYER	UNITS/ SQFT	WEIGHT/ UNIT	WEIGHT/ LAYER	WEIGHT/ PALLET	
80MM		4½ x 9 x 3½	90	11.25	8	320	40	3.55	8.61	344.44	3100

E TURFSTONE™		SQFT/ PALLET	SQFT/ LAYER	LAYER/ PALLET	UNITS/ PALLET	UNITS/ LAYER	UNITS/ SQFT	WEIGHT/ UNIT	WEIGHT/ LAYER	WEIGHT/ PALLET	
80MM		16 x 24 x 3½	101	10.1	10	40	4	0.38	67	268	2680

E URBANA STONE®		SQFT/ PALLET	SQFT/ LAYER	LAYER/ PALLET	UNITS/ PALLET	UNITS/ LAYER	UNITS/ SQFT	WEIGHT/ UNIT	WEIGHT/ LAYER	WEIGHT/ PALLET	
3-PIECE 60MM		8 x 4 x 2¾	19.4	1.94	–	90	9	4.64	5.81	52.3	523
		8 x 8 x 2¾	38.8	3.88	–	90	9	2.32	11.63	104.7	1047
		8 x 12 x 2¾	58.2	5.82	–	90	9	1.55	17.44	157	1570
TOTAL		116.4	11.64	10	270	27	–	–	314	3140	
3-PIECE 80MM		8 x 4 x 3½	17.46	1.94	–	81	9	4.64	7.75	69.78	628
		8 x 8 x 3½	34.92	3.88	–	81	9	2.32	15.52	139.66	1257
		8 x 12 x 3½	52.38	5.82	–	81	9	1.55	23.27	209.44	1885
TOTAL		104.76	11.64	9	108	27	–	–	418.88	3770	
LG. SQ. 60MM		12 x 12 x 2¾	116.25	11.65	10	120	12	1	26.16	314	3140
LG. SQ. 80MM		12 x 12 x 3½	104.85	11.65	9	108	12	1	34.9	418.88	3770











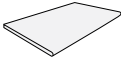
PORCELAIN PAVERS

PALLET INFORMATION / ESTIMATING CHART

 ARDESIE			GROSS WEIGHT / BOX	PIECES / BOX	SQFT / BOX	BOXES / PALLET	SQFT / PALLET	GROSS WEIGHT / PALLET
24 X 24		23.54 x 23.54 x 3/4	72	2	7.75	30	232.5	2160
 FOUNDATION			GROSS WEIGHT / BOX	PIECES / BOX	SQFT / BOX	BOXES / PALLET	SQFT / PALLET	GROSS WEIGHT / PALLET
24 X 24		23.54 x 23.54 x 3/4	67.84	2	7.64	36	275.04	2533.8
 GENOA			GROSS WEIGHT / BOX	PIECES / BOX	SQFT / BOX	BOXES / PALLET	SQFT / PALLET	GROSS WEIGHT / PALLET
12 X 24		11.73 x 23.54 x 3/4	68.23	4	7.59	40	303.6	2807
24 X 24		23.54 x 23.54 x 3/4	67.84	2	7.64	36	275.04	2533.8
 GLOCAL			GROSS WEIGHT / BOX	PIECES / BOX	SQFT / BOX	BOXES / PALLET	SQFT / PALLET	GROSS WEIGHT / PALLET
24 X 24		23.54 x 23.54 x 3/4	72	2	7.75	30	232.5	2160
24 X 48		23.54 x 47.17 x 3/4	74	1	7.75	35	271.25	2621
48 X 48		47.17 x 47.17 x 3/4	148.5	1	15.5	18	279	2774.2
 JURUPA			GROSS WEIGHT / BOX	PIECES / BOX	SQFT / BOX	BOXES / PALLET	SQFT / PALLET	GROSS WEIGHT / PALLET
12 X 48		11.73 x 47.17	74	2	7.75	36	279	2664
 LAGOON			GROSS WEIGHT / BOX	PIECES / BOX	SQFT / BOX	BOXES / PALLET	SQFT / PALLET	GROSS WEIGHT / PALLET
24 X 48		23.54 x 47.17 x 3/4	74	1	7.75	35	271.25	2621
 LEMMY			GROSS WEIGHT / BOX	PIECES / BOX	SQ FT / BOX	BOXES / PALLET	SQ FT / PALLET	GROSS WEIGHT / PALLET
24 X 24		23.54 x 23.54 x 3/4	72	2	7.75	30	232.5	2160






PORCELAIN PAVERS











PALLET INFORMATION / ESTIMATING CHART

NAME		GROSS WEIGHT / BOX	PIECES / BOX	SQ FT / BOX	BOXES / PALLET	SQ FT / PALLET	GROSS WEIGHT / PALLET	
24 X 24		23.54 x 23.54 x 3/4	72	2	7.75	30	232.5	2160
NOON		GROSS WEIGHT / BOX	PIECES / BOX	SQFT / BOX	BOXES / PALLET	SQFT / PALLET	GROSS WEIGHT / PALLET	
8 X 48		7.80 x 47.17 x 3/4	46	2	5.06	30	151.8	1380
12 X 48		11.73 x 47.17	74	2	7.75	36	279	2664
QUARZITI 2.0		GROSS WEIGHT / BOX	PIECES / BOX	SQFT / BOX	BOXES / PALLET	SQFT / PALLET	GROSS WEIGHT / PALLET	
12 X 24		11.73 x 23.54 x 3/4	54.45	3	5.81	40	232.4	2178
18 X 36		17.64 x 35.35 x 3/4	81.4	2	8.7	27	234.9	2198
24 X 24		23.54 x 23.54 x 3/4	72	2	7.75	30	232.5	2160
24 X 48		23.54 x 47.17 x 3/4	74	1	7.75	35	271.25	2621
SILVERLAKE		GROSS WEIGHT / BOX	PIECES / BOX	SQFT / BOX	BOXES / PALLET	SQFT / PALLET	GROSS WEIGHT / PALLET	
24 X 24		23.54 x 23.54 x 3/4	72	2	7.75	30	232.5	2160
24 X 48		23.54 x 47.17 x 3/4	74	1	7.75	35	271.25	2621
VERONA		GROSS WEIGHT / BOX	PIECES / BOX	SQFT / BOX	BOXES / PALLET	SQFT / PALLET	GROSS WEIGHT / PALLET	
24 X 24		23.54 x 23.54 x 3/4	72	2	7.75	30	232.5	2160
UNICO & STEP EDGE		GROSS WEIGHT / BOX	PIECES / BOX	LN FT / BOX	BOXES / PALLET	LN FT / PALLET	GROSS WEIGHT / PALLET	
UNIT		12.99 x 23.54 x 3/4	52	3	6	40	240	2080

WALLS




PALLET INFORMATION / ESTIMATING CHART



ASHLAR TANDEM™			SQFT/ PALLET	SQFT/ LAYER	LAYER/ PALLET	UNITS/ PALLET	UNITS/ LAYER	UNITS/ SQFT	WEIGHT/ UNIT	WEIGHT/ LAYER	WEIGHT/ PALLET
UNIT 1		7 x 13 ³ / ₁₆ x 2 ⁵ / ₁₆	19.2	3.2	–	30	5	1.56	18.23	91.33	546.82
UNIT 2		7 x 15 ¹ / ₁₆ x 2 ⁵ / ₁₆	23.55	3.92	–	30	5	1.27	22.36	111.83	671
UNIT 3		7 x 18 ¹ / ₁₆ x 2 ⁵ / ₁₆	27.35	4.56	–	30	5	1.09	26.04	130.67	781.48
TOTAL			70.1	11.68	6	90	15	–	–	333.83	2003
CAP		15 x 24 x 3 ¹ / ₄	64 LF	8 LF	8	32	4	0.5 LF	95.31	381.25	3050
MOD. BLOCK		7 ¹ / ₁₆ x 7 ⁷ / ₁₆ x 7 ⁷ / ₁₆	49.29	–	4	128	32	0.389	22	704	2816


BELAIR WALL® 2.0			SQFT/ PALLET	SQFT/ LAYER	LAYER/ PALLET	UNITS/ PALLET	UNITS/ LAYER	UNITS/ SQFT	WEIGHT/ UNIT	WEIGHT/ LAYER	WEIGHT/ PALLET
FREESTANDING WALL		6 x 6 x 5	3.75	0.75	–	30	6	8	11.25	67.5	337.5
		6 x 10 x 5	6.25	1.25	–	30	6	4.8	18.75	112.5	562.5
		6 x 16 x 5	20	4	–	60	12	3	30	360	1800
TOTAL			30	6	5	120	24	–	–	540	2700
RETAINING WALL		6 x 6 x 8	3.75	1.25	–	15	5	4	20.4	102	306
		6 x 10 x 8	6.25	2.08	–	15	5	2.4	34.06	170.33	511
		6 x 16 x 8	20	6.66	–	30	10	1.5	54.26	542.66	1628
TOTAL			30	10	3	60	20	–	–	815	2445
CORNER		16 x 7.25 x 6	18.66	9.33	2	28	14	1.5	71.5	1001.5	2003
CAP		3 x 8 / 7 x 13 ¹ / ₂	90 LF	11.25	8	144	18	1.6	24.37	438.75	3510
CAP END		3 x 8 x 13 ¹ / ₂	24 LF	12	2	36	18	1.5	25.33	456	912
WALL END		6 x 8 x 11	14	7	2	42	21	3	43.61	916	1832

WALLS

PALLET INFORMATION / ESTIMATING CHART









CASTLEMANOR®			SQFT/ PALLET	SQFT/ LAYER	LAYER/ PALLET	UNITS/ PALLET	UNITS/ LAYER	UNITS/ SQFT	WEIGHT/ UNIT	WEIGHT/ LAYER	WEIGHT/ PALLET
WALL UNITS		6 x 6 / 4 x 10	4.99	0.83	-	24	4	4.8	22	88	528
		6 x 12 / 10 x 10	10.99	1.83	-	24	4	2.18	48	88	1152
		6 x 16 / 14 x 10	15	2.5	-	24	4	1.6	66	176	1584
TOTAL			31	5.16	6	72	12	-	-	352	3264
CAP		3 x 12 / 8 x 12	60 LF	10 LF	6	72	12	1.2 LF	28.32	339.83	2039






DIAMOND® 9D			SQFT/ PALLET	SQFT/ LAYER	LAYER/ PALLET	UNITS/ PALLET	UNITS/ LAYER	UNITS/ SQFT	WEIGHT/ UNIT	WEIGHT/ LAYER	WEIGHT/ PALLET
BLOCK		6 x 17¾ x 9	35.5	8.875	4	48	12	1.35	55.62	667.5	2670
CAP		3 x 18 / 12 x 13	78.75 LF	11.25 LF	7	63	9	1.25 LF	58.73	528.57	3700

DIAMOND® PRO			SQFT/ PALLET	SQFT/ LAYER	LAYER/ PALLET	UNITS/ PALLET	UNITS/ LAYER	UNITS/ SQFT	WEIGHT/ UNIT	WEIGHT/ LAYER	WEIGHT/ PALLET
BLOCK		8 x 18 x 12	45	9	5	45	9	1	78.8	709.2	3548
4" CAP		4 x 18 x 13	96 LF	12 LF	8	64	8	-	64	519.37	4155
8" CAP		8 x 18 x 13	90 LF	12 LF	5	40	8	-	102	824	4120

WALLS



PALLET INFORMATION / ESTIMATING CHART



HIGHLAND STONE®			SQFT/ PALLET	SQFT/ LAYER	LAYER/ PALLET	UNITS/ PALLET	UNITS/ LAYER	UNITS/ SQFT	WEIGHT/ UNIT	WEIGHT/ LAYER	WEIGHT/ PALLET
FSW 6 / 12		6 x 6 / 4 x 9	10.67	2.67	-	48	12	4.49	23.2	278.44	1113.75
		6 x 12 / 10 x 9	21.33	5.33	-	48	12	2.25	47.1	565.31	2261.25
TOTAL			32	8	4	96	24	-	-	843.75	3375
FSW 18		6 x 18 / 16 x 9	27	9	3	36	12	1.33	82.22	986.66	2960
SRW 6 / 12		6 x 6 x 12	9	2.25	-	36	9	4	26.58	239.25	957
		6 x 12 x 12	18	4.5	-	36	9	2	53.97	485.75	1943
TOTAL			27	6.75	4	72	18	-	-	725	2900
SRW 18		6 x 18 x 12	27	6.75	4	36	9	1.33	76.66	690	2760
CORNER		6 x 18 x 9	36	9	4	32	8	0.88	95.06	760.5	3042
CAP		3 x 18 / 12 x 13	78.75 LF	11.25 LF	7	63	9	1.25 LF	58.73	528.57	3700



MELVILLE TANDEM™			SQFT/ PALLET	SQFT/ LAYER	LAYER/ PALLET	UNITS/ PALLET	UNITS/ LAYER	UNITS/ SQFT	WEIGHT/ UNIT	WEIGHT/ LAYER	WEIGHT/ PALLET
UNIT 1		7 x 13 ³ / ₁₆ x 2 ⁵ / ₈	19.2	3.2	-	30	5	1.56	18.23	91.33	546.82
UNIT 2		7 x 15 ¹ / ₁₆ x 2 ⁵ / ₈	23.55	3.92	-	30	5	1.27	22.36	111.83	671
UNIT 3		7 x 18 ⁷ / ₁₆ x 2 ⁵ / ₈	27.35	4.56	-	30	5	1.09	26.04	130.67	781.48
TOTAL			70.1	11.68	6	90	15	-	-	333.83	2003
CAP		15 x 24 x 3 ¹ / ₄	64 LF	8 LF	8	32	4	0.5 LF	95.31	381.25	3050
MODULAR BLOCK		7 ¹ / ₁₆ x 7 ⁷ / ₈ x 7 ⁷ / ₈	49.29	-	4	128	32	0.389	22	704	2816


WALLS

PALLET INFORMATION / ESTIMATING CHART

MELVILLE™ WALL			SQFT/ PALLET	SQFT/ LAYER	LAYER/ PALLET	UNITS/ PALLET	UNITS/ LAYER	UNITS/ SQFT	WEIGHT/ UNIT	WEIGHT/ LAYER	WEIGHT/ PALLET
UNIT		4 x 20 x 10	26.67	4.44	6	48	8	1.8	48.75	390	3120
CAP		2 x 20 x 13	120 LF	10 LF	12	72	6	0.6 LF	43.33	260	3100




SHELTON WALL™			SQFT/ PALLET	SQFT/ LAYER	LAYER/ PALLET	UNITS/ PALLET	UNITS/ LAYER	UNITS/ SQFT	WEIGHT/ UNIT	WEIGHT/ LAYER	WEIGHT/ PALLET
WALL UNITS		6 x 6 / 4 x 10	4.99	0.83	-	24	4	4.8	22	88	528
		6 x 12 / 10 x 10	10.99	1.83	-	24	4	2.18	48	88	1152
		6 x 16 / 14 x 10	15	2.5	-	24	4	1.6	66	176	1584
TOTAL			31	5.16	6	72	12	-	-	352	3264
CAP		3 x 12 / 8 x 12	60 LF	10 LF	6	72	12	1.2 LF	28.32	339.83	2039





STERLING®			SQFT/ PALLET	SQFT/ LAYER	LAYER/ PALLET	UNITS/ PALLET	UNITS/ LAYER	UNITS/ SQFT	WEIGHT/ UNIT	WEIGHT/ LAYER	WEIGHT/ PALLET
SRW		6 x 17¾ x 12	33.2	6.65	5	45	9	1.35	75	675	3375
FSW		6 x 17¾ x 10	33.2	6.65	5	45	9	1.35	66.11	595	2975
CAP		3 x 18 / 12 x 13	22.54 SF 90 LF	2.82	8	72	9	.313 SF 1.25 LF	54.69	492.21	3938
PINS		5 x ½ diameter 2 pins per block	100 per bag	-	-	-	-	-	-	-	15 lbs per bag




WALLS

PALLET INFORMATION / ESTIMATING CHART


H STEEPLE CREST™		SQFT/ PALLET	SQFT/ LAYER	LAYER/ PALLET	UNITS/ PALLET	UNITS/ LAYER	UNITS/ SQFT	WEIGHT/ UNIT	WEIGHT/ LAYER	WEIGHT/ PALLET	
WALL UNITS		6 x 6 / 4 x 10	4.99	0.83	-	24	4	4.8	22	88	528
		6 x 12 / 10 x 10	10.99	1.83	-	24	4	2.18	48	88	1152
		6 x 16 / 14 x 10	15	2.5	-	24	4	1.6	66	176	1584
TOTAL		31	5.16	6	72	12	-	-	352	3264	
CAP		3 x 12 / 8 x 12	60 LF	10 LF	6	72	12	1.2 LF	28.32	339.83	2039





H WESTON STONE™		SQFT/ PALLET	SQFT/ LAYER	LAYER/ PALLET	UNITS/ PALLET	UNITS/ LAYER	SQFT/ UNITS	WEIGHT/ UNIT	WEIGHT/ LAYER	WEIGHT/ PALLET	
WALL UNITS		4 x 8 x 8	9.33	1.33	-	42	6	4.51	18	109.43	766.04
		4 x 8 x 12	14	2	-	42	6	3	27.36	164.15	1149.06
		4 x 8 x 16	18.66	2.66	-	42	6	2.25	37.3	233.84	1566.9
TOTAL		42	6	7	126	18	-	-	497.42	3482	
UNIV.		12 x 8 x 4	33.5	6.7	5	100	20	2.98	28.99	579.8	2899


U START BASE BLOCK®		LNFT/ PALLET	LNFT/ LAYER	LAYER/ PALLET	UNITS/ PALLET	UNITS/ LAYER	UNITS/ LNFT	WEIGHT/ UNIT	WEIGHT/ LAYER	WEIGHT/ PALLET	
BASE BLOCK		3½ x 18¾ x 12	77.88	11.13	7	56	8	0.72	54	440	3080


ACCESSORIES


PALLET INFORMATION / ESTIMATING CHART

ANCHOR™ COLUMN CAP			LNFT/ PALLET	LNFT/ LAYER	LAYER/ PALLET	UNITS/ PALLET	UNITS/ LAYER	UNITS/ LNFT	WEIGHT/ UNIT	WEIGHT/ LAYER	WEIGHT/ PALLET
CAP		28 x 28 x 3	-	-	-	4	-	-	254	-	1016



ANGLIA EDGER®			LNFT/ PALLET	LNFT/ LAYER	LAYER/ PALLET	UNITS/ PALLET	UNITS/ LAYER	UNITS/ LNFT	WEIGHT/ UNIT	WEIGHT/ LAYER	WEIGHT/ PALLET
EDGER UNITS		5 1/4 x 8 x 8	7.9	2.63	-	12	4	1.52	24.29	97.17	291.5
		5 1/4 x 8 x 10 1/2	10.5	3.5	-	12	4	1.14	35.33	141.33	424
		5 1/4 x 8 x 15 1/2	15.6	5.2	-	12	4	0.76	48.58	194.33	583
		5 1/4 x 8 x 18	35.75	11.92	-	24	8	0.67	56.31	450.5	1351.5
TOTAL			69.75	23.25	3	60	20	-	-	883.33	2650

MARINA™ COPING			SQFT/ PALLET	SQFT/ LAYER	LAYER/ PALLET	UNITS/ PALLET	UNITS/ LAYER	UNITS/ SQFT	WEIGHT/ UNIT	WEIGHT/ LAYER	WEIGHT/ PALLET
60MM		6 x 12 x 2 3/8	63	21	3	126	42	2	13.96	586.66	1760






MELVILLE™ CURB			LNFT/ PALLET	LNFT/ LAYER	LAYER/ PALLET	UNITS/ PALLET	UNITS/ LAYER	UNITS/ LNFT	WEIGHT/ UNIT	WEIGHT/ LAYER	WEIGHT/ PALLET
CURB		4 x 24 x 6 1/2	96	24	4	48	12	0.5	51.66	620	2480

LANDINGS™ STEP UNIT			LNFT/ PALLET	LNFT/ LAYER	LAYER/ PALLET	UNITS/ PALLET	UNITS/ LAYER	UNITS/ LNFT	WEIGHT/ UNIT	WEIGHT/ LAYER	WEIGHT/ PALLET
STEP		6 x 48 x 18	-	-	6	6	2	-	454.47	-	2726.82

FIRE FEATURES PALLET INFORMATION / ESTIMATING CHART

 WESTON STONE™ FIRE PIT		SQFT/ PALLET	SQFT/ LAYER	LAYER/ PALLET	UNITS/ PALLET	UNITS/ LAYER	UNITS/ SQFT	WEIGHT/ UNIT	WEIGHT/ LAYER	WEIGHT/ PALLET	
UNIT 1		4 x 8 x 8	-	-	-	36	9	-	-	-	1025

ARTFORMS PALLET INFORMATION / ESTIMATING CHART

 ARTFORMS™		SQFT/ PALLET	SQFT/ LAYER	LAYER/ PALLET	UNITS/ PALLET	UNITS/ LAYER	UNITS/ SQFT	WEIGHT/ UNIT	WEIGHT/ LAYER	WEIGHT/ PALLET	
OPEN END		3 x 18 x 36	4.5	-	-	9	-	-	148	-	-
CLOSE END		3 x 18 x 36	4.5	-	-	9	-	-	150	-	-
TOTAL		81	9	9	18	2	-	-	305	2745	
OPEN END		3 x 6 x 36	1.5	-	-	3	-	-	49	-	-
CLOSE END		3 x 6 x 36	1.5	-	-	18	-	-	49	-	-
TOTAL		31.5	10.5	3	21	7	-	-	365	1095	

PRECAUTIONARY STATEMENT AND CALIFORNIA PROPOSITION 65 WARNING

PRODUCT IDENTIFIER (NAME AND CODE)

Manufactured Concrete Product
IDENTIFICADOR DEL PRODUCTO
(NOMBRE Y CODIGO)

Producto de Concreto Fabricado

SUPPLIER/PROVEEDOR

Oldcastle APG, Inc./
Oldcastle Lawn & Garden, Inc.
400 Perimeter Center Terrace NE, Suite 1000
Atlanta, GA 30346
800-899-8455

PRECAUTIONARY STATEMENTS (GHS-US)

Do not eat, drink or smoke when using this product. Wash hands thoroughly after handling. Contaminated work clothing must not be allowed out of the workplace. Obtain special instructions before use. Do not handle until all safety precautions have been read and understood. Wear proper protective gloves/protective clothing/eye protection/face protection. Use only outdoors or in a well-ventilated area. Do not breathe dust. If exposed or concerned: Get medical advice/attention. If on skin: Wash with plenty of water. Take off contaminated clothing and wash it before reuse. If skin irritation or rash occurs: Get medical advice/attention. If in eyes: Rinse cautiously with water for several minutes. Remove contact lenses, if present and easy to do. Continue rinsing. If eye irritation persists: Get medical advice/attention. If inhaled: Remove person to fresh air and keep comfortable for breathing. Call a poison center/doctor if you feel unwell. Dispose of unused or unwanted concrete products in accordance with all local, regional, national and international regulations.

ANUNCIOS DE PRECAUCION (GHS-US)

No comer, beber o fumar mientras se maneja este producto. Lávese bien las manos después del manejo de este producto. No se permite sacar la ropa de trabajo contaminada fuera del trabajo. Obtenga instrucciones especiales antes de uso. No usar antes de haber leído y comprendido todas las precauciones de seguridad. Usar guantes protectores, calzado de protección, protección respiratoria, ropa de protección, protección para los ojos y cara cuando usted este usando este producto. Utilizar únicamente en exteriores o en lugares bien ventilados. No respire el polvo. Si se expone o tiene preguntas: consulte a un médico. Contacto con la piel: Lavarse con abundante agua. Quitarse la ropa contaminada y lavarla antes de usarla nuevamente. Si se produce irritación de la piel o sarpullido: Consulte a un médico. Contacto con los ojos: Enjuagarse cuidadosamente con agua durante varios minutos. Si lleva y es fácil de hacer, quítese los lentes de contacto. Continúe con el enjuague. Si la irritación ocular persiste: Consulte a un médico. Si se inhala: Trasladar a la persona afectada al aire libre y mantenerla en posición cómoda para respirar. Si no se siente bien, llame a un centro de envenenamiento o a un médico. Deshágase de los productos de concreto no utilizados o no deseados de acuerdo con todas las normas locales, regionales, nacionales e internacionales.



SIGNAL WORD (GHS-US)

Danger
PALABRA DE ADVERTENCIA (GHS-US)
Peligro

HAZARD STATEMENTS (GHS-US)

May cause skin irritation. May cause serious eye irritation. May cause an allergic skin reaction. Respirable dust may contain crystalline silica, known to cause cancer. May cause respiratory irritation. Causes damage to lungs through prolonged or repeated exposure.

ANUNCIOS DE PELIGROS (GHS-US)

Puede causar irritación de la piel. Puede provocar irritación ocular grave. Puede causar una reacción alérgica en la piel. El polvo que se respira puede contener sílice cristalina, conocido por causar cáncer. Puede causar irritación respiratoria. Provoca daños en los pulmones después de exposición prolongada o repetida.

WARNING: This product can expose you to chemicals including Crystalline Silica, which is known to the State of California to cause cancer, and Cadmium, which is known in the State of California to cause birth defects or other reproductive harm. For more information, go to www.P65Warnings.ca.gov

ADVERTENCIA: Este producto puede exponerle a productos químicos incluyendo sílice, cristalino (partículas aerotransportadas de tamaño respirable), que es conocido por el estado de California para causar cáncer. Para más información vaya a www.P65Warnings.ca.gov

TECHNISEAL JOINTING PRODUCT COLORS

SMARTSAND™



CALI TAN



SOUTHERN
GRANITE

NOCO™



WESTERN GRAY



ROCKY TAN

NEXTGEL™



CALI TAN



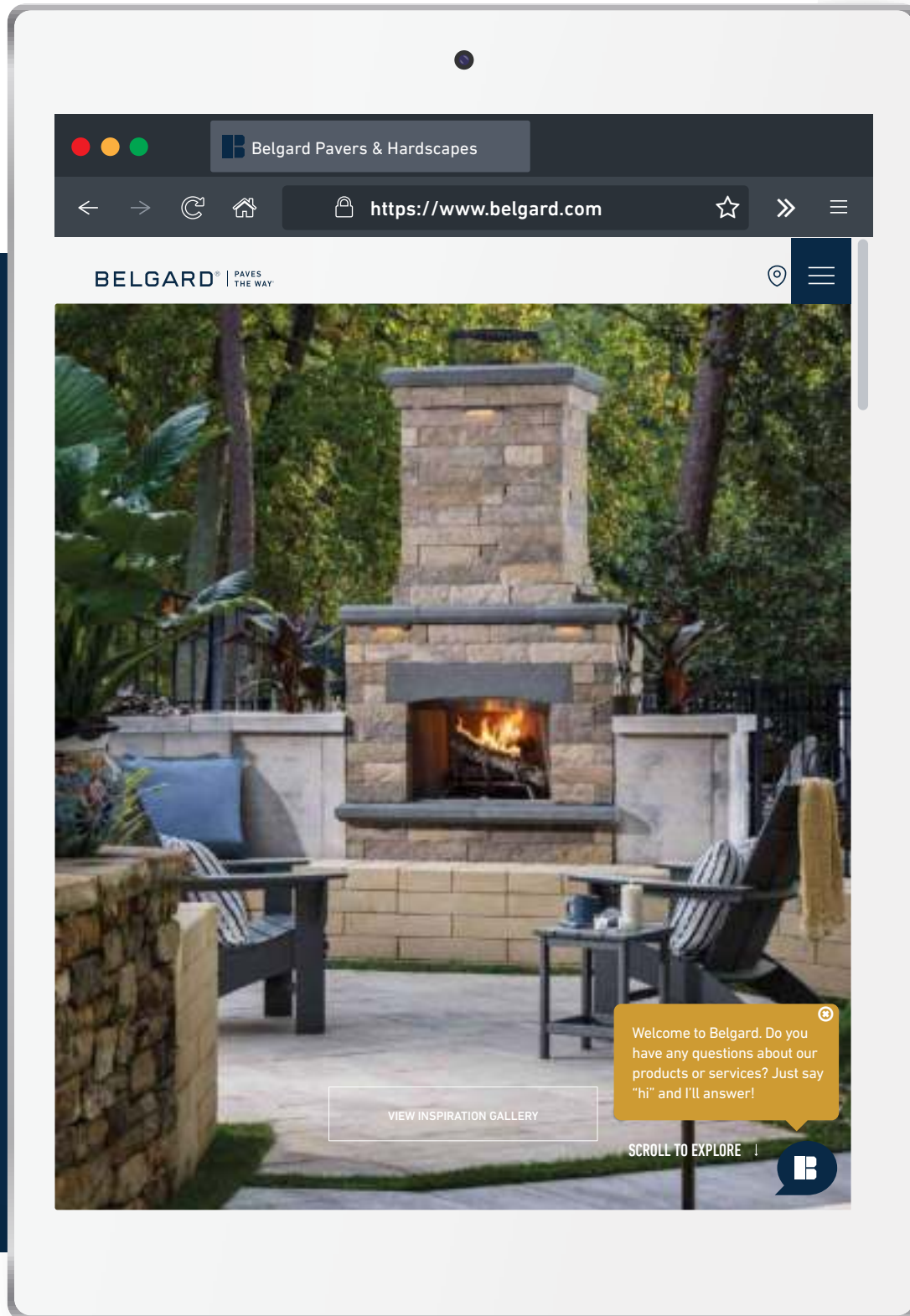
SOUTHERN
GRANITE



IVORY



BLACK



RESOURCES

We offer an array of resources to help plan and design an outdoor living addition.



PROJECT GUIDE

Everything you need to know about planning an outdoor living project.



DIGITAL CATALOG

Download or share a digital version of this catalog.



RESOURCE GUIDE

Installation tips, laying guides and estimating tools for contractors.



BELGARD.COM

Visit our site for more ideas and inspiration.

NOTES



SIERRA FONTANA

10714 Poplar Ave
Fontana, CA 92337
Ph: 909-355-6422
BuildWithBelgard@Oldcastle.com

STAY CONNECTED



OutdoorLivingbyBelgard



BelgardOutdoorLiving



BelgardHardscapes



Belgard



Belgard



Belgard.com/Blog

PRODUCT INDEX

PAVERS

Aqua Dublin.....	48
Aqualine™.....	49
Ardesie.....	52
Avalon Slate.....	32
Dimensions™ 3-Piece System.....	20
Dimensions™ Slab.....	22
Dimensions™ Accent.....	24
Dimensions™ Plank.....	26
Cambridge Cobble®.....	40
Catalina Grana®.....	18
Dublin Cobble®.....	42
Geometric Shapes.....	28
Foundation™.....	54
Genoa™.....	55
Glocal.....	56
Holland Stone.....	44
Jurupa.....	58
Lagoon.....	59
Lemmy.....	60

Mega-Arbel®.....	34
Mega-Lafitt®.....	35
Melville™ Plank.....	30
Na.Me.....	61
Noon.....	62
Old World Paver™.....	46
Origins™ 3-Piece System.....	36
Origins™ Accent.....	38
Quarziti 2.0.....	64
Silverlake.....	66
Turfstone™.....	50
Urbana® Stone.....	51
Verona.....	68

WALLS

Ashlar Tandem™.....	76
Belair Wall® 2.0.....	78
Castlemanor®.....	80
Diamond® 9D.....	82
Diamond Pro®.....	83

Highland Stone®.....	84
Melville Tandem™.....	72
Melville™ Wall.....	74
Shelton Wall™.....	86
Steeple Crest™.....	88
Sterling®.....	89
Weston Stone™.....	90

CUSTOMIZE YOUR SPACE

Anglia Edger®.....	107
Artforms™.....	94
Column Cap.....	101
Elements™.....	96
Landings™ Step.....	100
Lighting.....	109
Marina™ Coping.....	102
Melville™ Curb.....	106
Techniseal™.....	108
Unico.....	104
Weston Stone™ Fire Pit.....	98

COLLECTIONS LEGEND

- Artisan Collection
- Metropolitan Collection
- Natural Collection
- Heritage Collection
- Environmental Collection
- Porcelain Collection

PEACE OF MIND, GUARANTEED

LIFETIME TRANSFERABLE LIMITED WARRANTY

Oldcastle® APG, Inc. ("Belgard") is proud to inform you that all of our interlocking concrete paver and retaining walls ("Products") meet and/or exceed the requirements of ASTM C-936 and ASTM C-1372. Belgard® guarantees its Products against these standards for the lifetime of the Product defined by ICPI. This guarantee does not apply to splitting, chipping or other breakage that could be caused by impact, abrasion or overloading. This warranty is transferable. The original proof of purchase is required.

This warranty is only valid if the material is installed under the guidelines of the ICPI (www.ICPI.org), The NCMA (www.ncma.org) or the Belgard Installation Guideline Manual. Improper installation voids this warranty. This warranty is for residential applications only and does not apply to commercial applications. It is recommended that the job be installed by a Belgard Contractor Program participant who guarantees their workmanship for a minimum of 3 years from the date of install. For warranty service, contact Belgard at 1-877-BELGARD. A service representative will investigate your claim within 10 business days. If the Belgard product fails to meet the specifications, Belgard will replace the defective product at no charge. Color matching cannot be guaranteed. Belgard will not be responsible for any replacement labor, consequential damages or incidental damages. This warranty gives you specific legal rights, and you may also have other rights which vary from state to state. Some states do not allow for the exclusion or limitation of incidental or consequential damages, so the above limitation or exclusion may not apply to you.

For specific information regarding warranty coverage and exclusions in regards to the Elements and Porcelain Paver products, please visit: Belgard.com/Warranty.

QUALITY TO THE CORE

With Belgard, you get the nation's leading pavers and landscape walls backed by the foremost experts in the industry.

BELGARD.COM

© Copyright 2023 Oldcastle APG, Inc. A CRH Company. All Rights Reserved. BEL22-D-10902

PICTURED ON THE COVER: DIMENSIONS™ 18,
ARTFORMS™ FIRE PIT, SEAT WALL AND PLANTER