

HARDSCAPE PRODUCTS

stepstonedealet.com 310.217.2378





GRANADA WHITE



FRENCH GRAY



ICEBERG GREEN



ALMOND



CAFE BROWN



CARAMEL



AGAVE




PORCELAIN



BRICK RED




KONA



PEBBLE

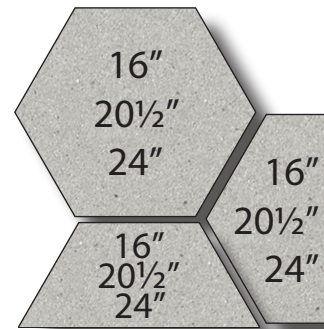


ADOBE

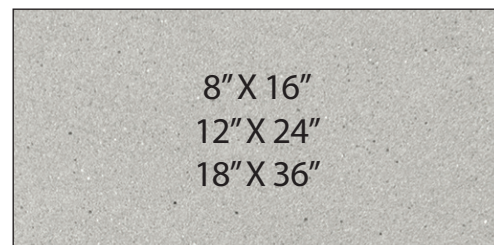
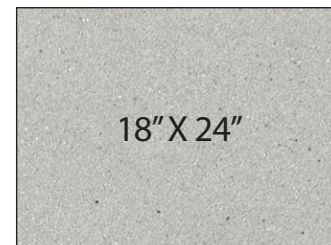
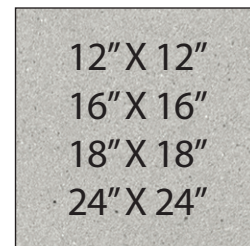


SHORT FORM SPECIFICATION

SIZES: ALL SIZES ARE 1¾" THICK; ALL SIZES ARE NOMINAL
 MATERIAL: 4,000 PSI HARDROCK CONCRETE, TYPE III CEMENT
 FINISH: VERANOSTONE®, HERMOSASTONE® OR EXPOSED AGGREGATE*
 COLOR CHOICE: USING ACTUAL SAMPLES IS STRONGLY RECOMMENDED
 DETAILS: VISIT STEPSTONEDEALER.COM FOR DRAWINGS AND DIMENSIONS



*Hexagonal Pavers unavailable in Exposed Aggregate finish



GRANADA WHITE



SANTA FE BUFF



FRENCH GRAY





GRANADA WHITE



FRENCH GRAY



ICEBERG GREEN



ALMOND



CAFE BROWN



CARAMEL



AGAVE



PORCELAIN



BRICK RED




KONA



PEBBLE



ADOBE



SHORT FORM SPECIFICATION

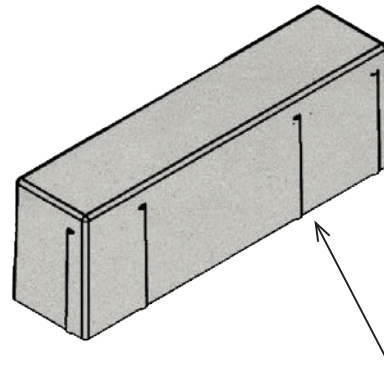
SIZES: ALL SIZES ARE 4" THICK; ALL SIZES ARE NOMINAL

MATERIAL: 4,000 PSI HARDROCK CONCRETE, TYPE III CEMENT

FINISH: VERANOSTONE® OR HERMOSASTONE®

COLOR CHOICE: USING ACTUAL SAMPLES IS STRONGLY RECOMMENDED

DETAILS: VISIT STEPSTONEDEALER.COM FOR DRAWINGS AND DIMENSIONS



* Tabs are located on all edges

3" X 9" X 4"

3" X 12" X 4"


3" X 18" X 4"

3" X 24" X 4"




GRANADA WHITE

1501



FRENCH GRAY

1504



ALMOND

1506



CAFE BROWN

1507




CARAMEL

1510



AGAVE

1512



PORCELAIN

1513



BRICK RED

1516



KONA

1521



PEBBLE

1524



ADOBE

1525



SHORT FORM SPECIFICATION

SIZES: ALL SIZES ARE 2" THICK; ALL SIZES ARE NOMINAL

MATERIAL: 4,000 PSI HARDROCK CONCRETE, TYPE III CEMENT

FINISH: SONORASTONE® (SLATE-LIKE)

COLOR CHOICE: USING ACTUAL SAMPLES IS STRONGLY RECOMMENDED

DETAILS: VISIT STEPSTONEDEALER.COM FOR DRAWINGS AND DIMENSIONS



12" X 12"

18" X 18"

12" X 24"

18" X 24"

24" X 24"


12" X 36"

18" X 36"

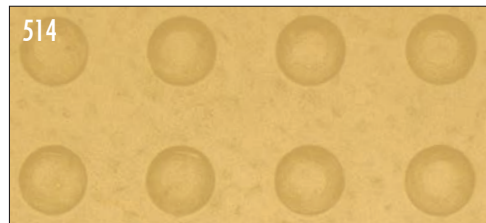
24" X 36"



CHARCOAL



YELLOW



BRICK RED



SHORT FORM SPECIFICATION

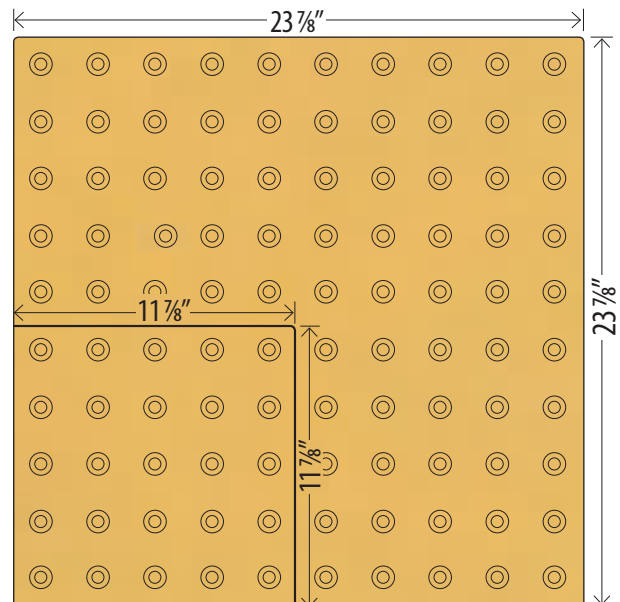
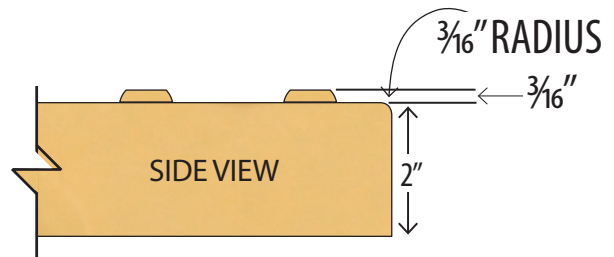
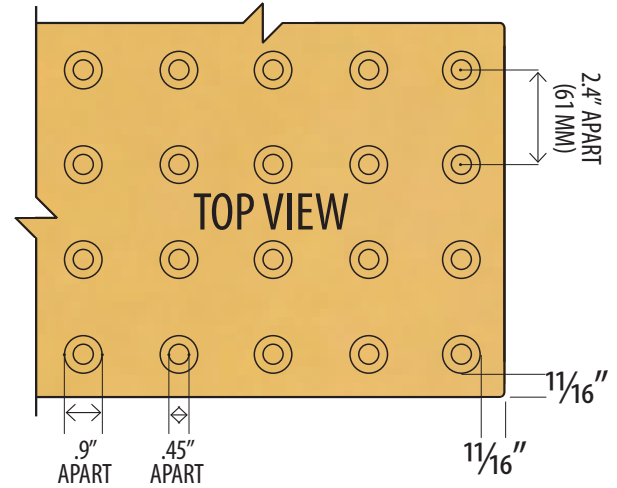
SIZES: 12" X 12" AND 24" X 24" ARE 2" THICK; ALL SIZES ARE NOMINAL

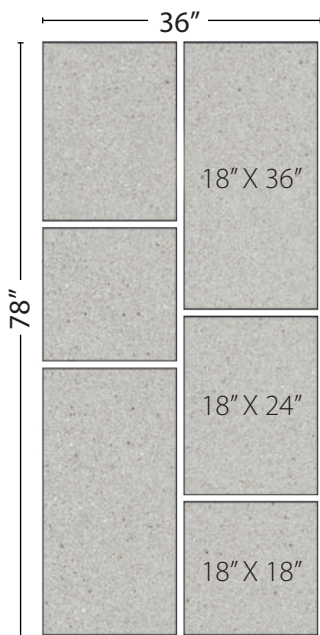
MATERIAL: 4,000 PSI HARDROCK CONCRETE, TYPE III CEMENT

FINISH: STIPPLED OR SANDBLAST

COLOR CHOICE: USING ACTUAL SAMPLES IS STRONGLY RECOMMENDED

DETAILS: VISIT STEPSTONEDEALER.COM FOR DRAWINGS AND DIMENSIONS

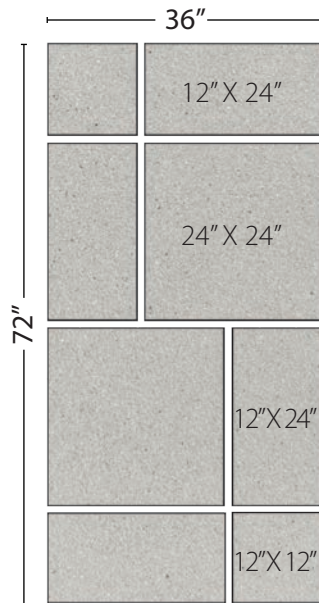




PATTERN INCLUDES:

- 2 PIECES 18" X 18"
- 2 PIECES 18" X 24"
- 2 PIECES 18" X 36"

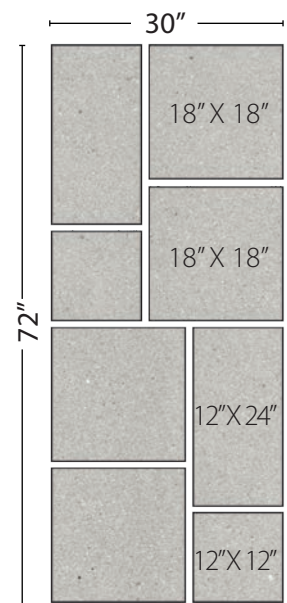
TOTAL: 19.5 SF



PATTERN INCLUDES:

- 2 PIECES 12" X 12"
- 4 PIECES 12" X 24"
- 2 PIECES 24" X 24"

TOTAL: 18 SF



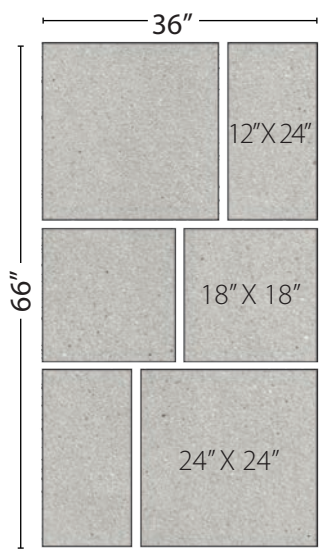
PATTERN INCLUDES:

- 2 PIECES 12" X 12"
- 4 PIECES 18" X 18"
- 2 PIECES 12" X 24"


TOTAL: 15 SF

ASHLAR PATTERN (SHOWN IN FAR RIGHT PATTERN BELOW)

<u>PATTERN INCLUDES:</u>		
7 PIECES	12" X 12" (1 SF EA)	7 SF
9 PIECES	12" X 24" (2 SF EA)	18 SF
8 PIECES	24" X 24" (4 SF EA)	32 SF
4 PIECES	18" X 18" (2.25 SF EA)	9 SF
3 PIECES	18" X 24" (3 SF EA)	9 SF
2 PIECES	18" X 36" (4.5 SF EA)	9 SF
TOTAL SF PER PATTERN:		84 SF



PATTERN INCLUDES:
 2 PIECES 12" X 24"
 2 PIECES 18" X 18"
 2 PIECES 24" X 24"
 TOTAL: 16.5 SF





GRANADA WHITE



FRENCH GRAY



ICEBERG GREEN



ALMOND



CAFE BROWN



CARAMEL



AGAVE




PORCELAIN



BRICK RED




KONA



PEBBLE



ADOBE



SHORT FORM SPECIFICATION

SIZES: STRAIGHTS/ENDS

- 8" X 24" X 2½"
- 10¼" X 24" X 2½"
- 12" X 24" X 2½"
- 14" X 24" X 2½"
- 16" X 24" X 2½"
- 24" X 24" X 2½"

CORNERS

- 8" X 12" X 2½"
- 10¼" X 12" X 2½"
- 12" X 14" X 2½"
- 14" X 16" X 2½"
- 16" X 18" X 2½"
- 24" X 26" X 2½"

FLAT PILASTER CAP

- 10" X 18" X 2½"
- 14" X 14" X 2½"
- 16" X 16" X 2½"
- 19" X 19" X 2½"
- 22" X 22" X 2½"
- 24" X 24" X 2½"
- 28" X 28" X 2½"

PEAKED PILASTER CAPS

- 14" X 14" X 3¾"
- 16" X 16" X 4"
- 19" X 19" X 4¼"
- 22" X 22" X 4¾"
- 24" X 24" X 4½"
- 28" X 28" X 5"

RADIUS PIECES

- WIDTH: 10¼"
- WIDTH: 12", 14", 16"
- WIDTH: 24"

- RADIUS: 2', 3', 4', 6', 8', 10', 12', 14', 16'
- RADIUS: 4', 6', 8', 10', 12', 14', 16'
- RADIUS: 6', 8', 10', 12', 14', 16'

ALL SIZES ARE NOMINAL.

WALL CAP MEASUREMENTS ARE TO THE OUTSIDE EDGE OF THE BULLNOSE WITH A 1" OVERHANG ON EACH SIDE.



RADIUS IS MEASURED TO THE OUTSIDE EDGE ON ALL WALL CAP

MATERIAL: 4,000 PSI HARDROCK CONCRETE, TYPE III CEMENT

FINISH: SMOOTH, VERANOSTONE® OR HERMOSASTONE®

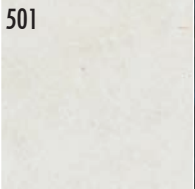
COLOR CHOICE: USING ACTUAL SAMPLES IS STRONGLY RECOMMENDED

DETAILS: VISIT STEPSTONEDEALER.COM FOR DRAWINGS AND DIMENSIONS




GRANADA WHITE

501




FRENCH GRAY

504




ICEBERG GREEN

505




ALMOND

506



CAFE BROWN

507




CARAMEL

510




AGAVE

512



PORCELAIN

513




BRICK RED

516




KONA

521



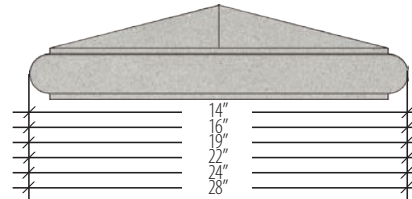



PEBBLE

524



ADOBE

525





GRANADA WHITE



FRENCH GRAY



ICEBERG GREEN



ALMOND



CAFE BROWN



CARAMEL



AGAVE



PORCELAIN




BRICK RED




KONA



PEBBLE



ADOBE



SHORT FORM SPECIFICATION

SIZES:

STRAIGHTS/ENDS

7¼" X 24" X 3⅜"
 9¼" X 24" X 3⅜"
 13¼" X 24" X 3⅜"
 20¼" X 24" X 3⅜"

CORNERS

7¼" X 10" X 3⅜"
 9¼" X 12" X 3⅜"
 13¼" X 16" X 3⅜"
 20¼" X 23" X 3⅜"

PILASTER CAPS

13½" X 13½" X 3⅜"
 15½" X 15½" X 3⅜"
 20" X 20" X 3⅜"
 23½" X 23½" X 3⅜"
 27½" X 27½" X 3⅜"

RADIUS PIECES

Width: 9¼" Radius: 2', 4', 6', 8'


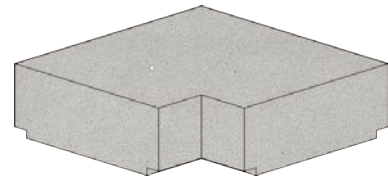

ALL SIZES ARE NOMINAL.

MATERIAL: 4,000 PSI HARDROCK CONCRETE, TYPE III CEMENT

FINISH: SMOOTH, VERANOSTONE® OR HERMOSASTONE®

COLOR CHOICE: USING ACTUAL SAMPLES IS STRONGLY RECOMMENDED

DETAILS: VISIT STEPSTONEDEALER.COM FOR DRAWINGS AND DIMENSIONS




GRANADA WHITE

501




FRENCH GRAY

504




ICEBERG GREEN

505




ALMOND

506



CAFE BROWN

507




CARAMEL

510




AGAVE

512



PORCELAIN

513




BRICK RED

516




KONA

521




PEBBLE

524



ADOBE


525





GRANADA WHITE

1501



FRENCH GRAY

1504



ALMOND

1506



CAFE BROWN

1507




CARAMEL

1510



AGAVE

1512



PORCELAIN

1513



BRICK RED

1516



KONA

1521



PEBBLE

1524



ADOBE

1525



SHORT FORM SPECIFICATION

SIZES:

FLAT STRAIGHTS/ENDS	FLAT CORNERS	FLAT PILASTER CAP	PEAKED STRAIGHTS/ENDS	PEAKED CORNERS	PEAKED PILASTER CAP
7¼" X 24" X 2½"	7¼" X 10" X 2½"	18¼" X 18¼" X 3"	9¼" X 24" X 3"	9¼" X 12" X 3"	13¼" X 13¼" X 3½"
9¼" X 24" X 2½"	9¼" X 12" X 2½"	18¼" X 24¼" X 3"	12¼" X 24" X 3¼"	12¼" X 15" X 3¼"	18¼" X 18¼" X 4"
13¼" X 24" X 2½"	13¼" X 16" X 2½"	24¼" X 24¼" X 3"	16¼" X 24" X 3¾"	16¼" X 19" X 3¾"	22¼" X 22¼" X 4¾" 24¼" X 24¼" X 4¾"

RADIUS PIECES -FLAT ONLY

WIDTH: 7¼", 9¼"
WIDTH: 13¼"

RADIUS: 4', 6', 8', 10'
RADIUS: 2' 2¾", 4', 6', 8', 10'
ALL SIZES ARE NOMINAL.



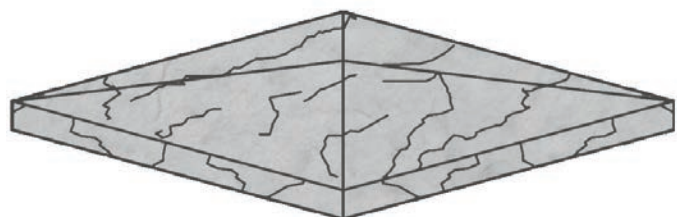
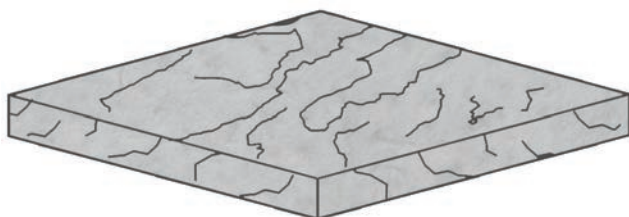
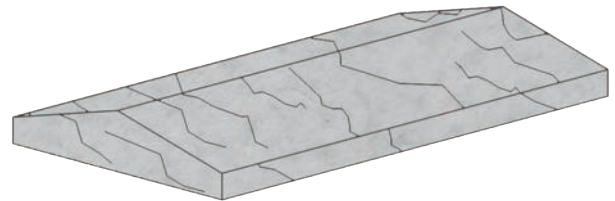
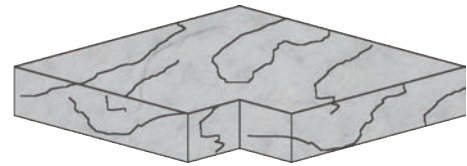
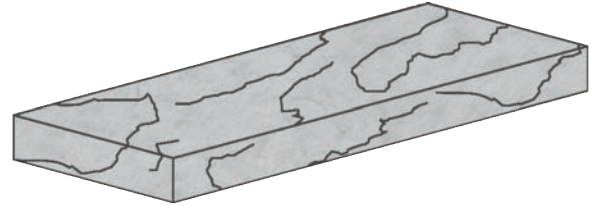
RADIUS IS MEASURED TO THE OUTSIDE EDGE ON ALL WALL CAP

MATERIAL: 4,000 PSI HARDROCK CONCRETE, TYPE III CEMENT

FINISH: SONORASTONE® (SLATE-LIKE)

COLOR CHOICE: USING ACTUAL SAMPLES IS STRONGLY RECOMMENDED

DETAILS: VISIT STEPSTONEDEALER.COM FOR DRAWINGS AND DIMENSIONS





GRANADA WHITE


2001



1901

FRENCH GRAY

2004



1904

ICEBERG GREEN

2005



1905

ALMOND

2006



1906

CAFE BROWN

2007



1907

CARAMEL

2010



1910

AGAVE

2012



1912

PORCELAIN

2013



1913

BRICK RED


2016



1916

KONA


2021



1921

PEBBLE


2024



1924

ADOBE

2025



1925

SHORT FORM SPECIFICATION

SIZES:

CLASSIC

14" X 24" X 2½"

INSIDE AND OUTSIDE CORNERS

INSIDE RADIUS: 1', 2', 3', 4', 6', 8'

OUTSIDE RADIUS: 2', 3', 4', 6', 8'

1" RADIUS BULLNOSE WITH ¼"

TOP AND BOTTOM REVEAL

MODERN

18" X 18" X 2"

18" X 24" X 2"

STRAIGHTS AND OUTSIDE CORNERS

1" RADIUS BULLNOSE

SQUARE MODULAR

12" X 24" X 2½"

16" X 24" X 2½"

16" X 36" X 2½"

16" X 16" X 2½"

16" OUTSIDE CORNERS
OUTSIDE RADIUS: 2', 4', 6', 8'

ALL SIZES ARE NOMINAL.

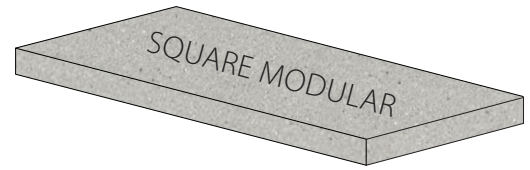

MATERIAL: 4,000 PSI HARDROCK CONCRETE, TYPE III CEMENT

FINISH: STIPPLED, VERANOSTONE® OR HERMOSASTONE®

COLOR CHOICE: USING ACTUAL SAMPLES IS STRONGLY RECOMMENDED

DETAILS: VISIT STEPSTONEDEALER.COM FOR DRAWINGS, DIMENSIONS AND RADIUS FINDER

BUILDING CODE: CHECK WITH LOCAL JURISDICTIONS FOR REQUIREMENTS



GRANADA WHITE

501




FRENCH GRAY

504




ICEBERG GREEN

505




ALMOND

506



CAFE BROWN

507




CARAMEL

510




AGAVE

512



PORCELAIN

513




BRICK RED

516




KONA

521




PEBBLE

524



ADOBE

525





GRANADA WHITE



FRENCH GRAY



ICEBERG GREEN



ALMOND



CAFE BROWN



CARAMEL



AGAVE




PORCELAIN




BRICK RED




KONA



PEBBLE



ADOBE



SHORT FORM SPECIFICATION

SIZES:

<u>CLASSIC</u> 14" X 24" X 2½"	<u>MODERN</u> 18" X 18" X 2" 18" X 24" X 2"	<u>SQUARE MODULAR</u> 12" X 24" X 2½" 16" X 24" X 2½" 16" X 36" X 2½" 16" X 16" X 2½"
INSIDE AND OUTSIDE CORNERS INSIDE RADIUS: 1', 2', 3', 4', 6', 8' OUTSIDE RADIUS: 2', 3', 4', 6', 8' 1" RADIUS BULLNOSE WITH ¼" TOP AND BOTTOM REVEAL	STRAIGHTS AND OUTSIDE CORNERS 1" RADIUS BULLNOSE	16" OUTSIDE CORNERS OUTSIDE RADIUS: 2', 4', 6', 8'
	<u>RISER BLOCK</u> 3" X 4" X 24"	<u>RISER TILE</u> 6" X 12" X 1"

ALL SIZES ARE NOMINAL.

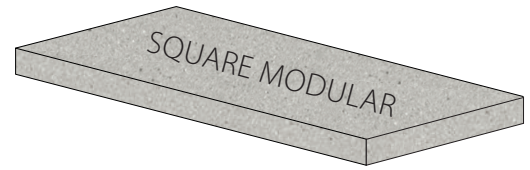

MATERIAL: 4,000 PSI HARDROCK CONCRETE, TYPE III CEMENT

FINISH: STIPPLED, VERANOSTONE® OR HERMOSASTONE®

COLOR CHOICE: USING ACTUAL SAMPLES IS STRONGLY RECOMMENDED

DETAILS: VISIT STEPSTONEDEALER.COM FOR DRAWINGS, DIMENSIONS AND RADIUS FINDER

BUILDING CODE: CHECK WITH LOCAL JURISDICTIONS FOR REQUIREMENTS




GRANADA WHITE

501



FRENCH GRAY

504



ICEBERG GREEN

505




ALMOND

506



CAFE BROWN

507




CARAMEL

510




AGAVE

512



PORCELAIN

513




BRICK RED

516




KONA

521




PEBBLE

524




ADOBE

525







CAFE BROWN



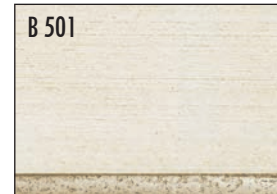
SANTA FE BUFF



FRENCH GRAY



GRANADA WHITE



"B"
BROOM
FINISH

SHORT FORM SPECIFICATION

SIZES: 11" X 36" UP TO 48" X 2½" ALL SIZES ARE NOMINAL

MATERIAL: 5,000 PSI HARDROCK CONCRETE, TYPE III CEMENT

REINFORCEMENT: ZINC-PLATED WELDED WIRE MESH



FINISH: BROOM OR EXPOSED AGGREGATE

COLOR CHOICE: USING ACTUAL SAMPLES IS STRONGLY RECOMMENDED

NOSE FINISH: SMOOTH OR EXPOSED AGGREGATE

DETAILS: VISIT STEPSTONEDEALER.COM FOR DRAWINGS AND DIMENSIONS


BUILDING CODE: CHECK WITH LOCAL JURISDICTIONS FOR REQUIREMENTS



CARAMEL




SANTA FE BUFF




GRANADA WHITE



"E"
EXPOSED
AGGREGATE



**STEPSTONE PRODUCTS ARE AVAILABLE
AT THE FOLLOWING FINE MASONRY
PRODUCT RETAILER:**



PLEASE NOTE: ALL OF OUR PRODUCTS ARE MADE BY HAND FROM NATURAL MATERIALS. VARIATIONS IN COLOR ARE TO BE EXPECTED. TO CONFIRM COLOR, PLEASE REFER TO ACTUAL CONCRETE SAMPLES BEFORE PLACING ORDER. SOME MINOR CHIPPING MAY RESULT FROM SHIPPING, BUT IS NOT DETRIMENTAL TO APPEARANCE OR FUNCTION. STEPSTONE, INC. RECOMMENDS SEALING TO AID IN GROUT REMOVAL AND CLEANING PRIOR TO INSTALLATION. GROUT NATURALLY WILL BOND WITH CONCRETE. IMMEDIATELY REMOVE ANY GROUT SLURRY THAT COMES IN CONTACT WITH THE FINISHED FACE OF THE PRECAST CONCRETE PIECES. ALL SIZES ARE NOMINAL. SEE DETAILS FOR FURTHER INFORMATION. AVAILABLE IN OTHER STANDARD COLORS.